



SURVEY ON THE LOCKDOWN EXPERIENCES OF WOMEN AND MEN IN TAMIL NADU

THE PRAJNYA TRUST

<http://www.prajnya.in>

© The Prajnya Trust, 2020

This is the report of a survey undertaken in June 2020 to gain a clear picture of the gender differences in the ways that women and men in Tamil Nadu were experiencing the COVID-19 lockdown.

From the outset, it was clear that the lockdown had increased women's vulnerabilities in different ways—from the violence everyone was paying attention to, to the impact of the loss of informal livelihoods and domestic work, to health outcomes. Men too seemed to be affected in particular ways; for instance, most of the workers seeking to go home, were men.

This survey focused on lockdown life at home, on working from home and on marital relationships. We formulated two different questionnaires, each available in English and Tamil and posted them online.

The inspiration and the basic structure and content for the survey project came from a similar exercise carried out in April-May 2020 by Nari Samata Manch in Pune, Maharashtra.

We received 88 responses to the women's survey and 56 responses to the men's survey. 66 women responded to the English language questionnaire and 22 to the Tamil survey. 56 responses came from Chennai itself. The response from men was much smaller, with 22 men answering the English language questionnaire and 34, the Tamil. 25 of these respondents came from Chennai.

Both women and men belonged more or less in equal numbers to the various age groups between 18 and 60. In the case of both women and men, a majority held post-graduate degrees—66 out of 88 women and 33 out of 56 men. Most respondents worked for an employer (52 women and 40 men) or were in business (8 women and 9 men). Most respondents belonged to the highest income bracket—perhaps inevitable in an online survey that was shared largely over the Internet. However, male respondents were more evenly distributed across the income brackets than women. We asked men about the paid work done by their wives or partners, and 32 out of 56 said she was a home-maker (with 15 in jobs and 3 in business).

Key findings from the Women's Survey

1. *Staying home in the lockdown.* 91% of the women who responded to our survey said it felt good to be in lockdown with all the other members of their household.

Spending time together made this a good time for most (55/88) respondents. Having time for their children was also a positive for 33 respondents and a significant number of English respondents (24/66) also said they had time for their hobbies. 34 respondents (33 of them from the English survey) realised how much the domestic help reduce the burden of household work.

30 out of the 46 who chose to describe what felt bad, mentioned financial strain due to the stoppage of work. 11 (10 English, 1 Tamil) also said that due to space constraints, financial strain and fights over television, there were more arguments and even violence.

2. *Working from home.* 60% of women respondents worked from home during the lockdown, about half of them working 6-8 hours or longer. About 20% of them felt unsupported and said they did not have a quiet place to work.
3. *Household work.* Asked which kitchen responsibilities men in the household had taken on, more than half listed 'choosing/buying vegetables.' Following distantly were 'chopping vegetables,' 'making tea/coffee,' 'boiling the milk' and 'putting washed vessels back in their places.'

In response to a broader question about household tasks, 'buying vegetables' and 'buying provisions' again topped the list. 'Washing vessels,' 'sweeping the house' and 'mopping the floor' followed with about half the number of responses.

Twenty-seven women reported that their husbands were working wholeheartedly (out of 86). The numbers of men complaining about or refusing to help in the house were quite low by their account. Asked whether men had a better appreciation of women's work in the home, just under half said yes but interestingly, about a third felt they could not say.

Most women reported being asked to provide a variety of snacks and dishes, with everyone at home (22 yes and 34 sometimes).

Only 26/ 84 said there was more bickering because of the housework and not being able to go out. That was mostly expressed through arguments and wanting to cry; but three out of 46 (all English responses) did pick 'beating the children' as one expression of this bickering.

4. *Habits and addictions.* Eight of 44 respondents said that not being able to indulge habits or addictions during the lockdown created considerable stress which was mostly expressed through sulking and not speaking with anyone. Beating, forced sex and physical harm were also selected, albeit at a very low rate.
5. *Relationship with husband.* While 62% of respondents described their relationship as "good, communicative" and 13% described it as "tense," 25% were unable to describe their marriage. About 40% said they were getting along well during the lockdown and 43% said it had made no difference, but 17% reported tension.

73% of those who chose to reply said that the lockdown and being around each other had not made a difference to their physical relationship. While 68% said their husband paid attention to their wishes and consent every time, a third said he did sometimes and three women (7.5%) said he never did.

We asked who was responsible for contraception, and 80% said both partners were.

6. *Abuse and violence.* 13% of those who responded to this question (10/76) said they had experienced violence during the lockdown. Asked whether the violence they experienced had increased during the lockdown, 27% of respondents (9/33) said it had. Five women said the nature of violence they experienced had changed during the lockdown.
7. *Help-seeking.* Of the twenty women who saw the question as applicable to them, five had sought help to stop the violence, while 15 had not. Asked whether they felt that need, ten said they did not and five could not say.

Key findings from the Men's Survey

1. *Staying home in the lockdown.* 88% of the men who responded to our survey felt it has been good to have all the members of the family together constantly due to the lockdown.

Spending time with the family was the most common reason why. "Realise how much house work a woman has to do regularly" was the second most common reason, and spending time with children was the third.

Financial strain was the most common factor (23/54) that made the situation difficult, followed by the lack of space.

2. *Working from home.* 64% were working from home during the lockdown, about half working fewer than six hours and the rest, longer hours, including ten people who were working more than 8 hours a day.

3. *Household work.* More than half the respondents said they had been helping with housework, given that everyone was home and there was no help available, with another 13 (out of 56) saying they helped occasionally. Only two men said they did not help.

Asked to indicate cooking-related work they were doing for the first time, 29 out of 55 said they choose or bought the vegetables. 24 made tea/ coffee. 21 put away washed vessels. A follow-up question on other housework they did regularly or had started doing recently found that the most common tasks undertaken were to buy vegetables and provisions (27 and 29 out of 56, respectively). Men also said they put away dried clothes (23), cleaned toilets and utility areas, washed vessels and dusted (22) and swept the house (20).

Twenty-seven men were happy to be helping their wife or mother, 22 said they felt good and three were irritated for having to do the same things everyday. 60% of the respondents said they had come to realise how much housework women do on a regular basis. Sixteen men said they had decided to help even after the lockdown but when asked specifically whether they would continue to do housework after the lockdown, almost twice the number said they always would, while a third said they would sometimes.

4. *Staying at home.* A quarter of the respondents admitted that it was irritating to stay at home all day and not go out, and another 32% said it was sometimes irritating. 19 men of the 31 who answered the next question said they expressed their irritation by not talking to their wife/ partner. Ten said they neglected their health/ appearance.

5. *Children.* Children helped around the house in 15 of the 37 respondents' homes. Boy helped with cleaning and shopping for vegetables and provisions, while girls helped with cleaning and kitchen work.

6. *Habits and addictions.* Not able to indulge their usual habits and addictions, 57% of the men said there were arguments or scuffles in the house (50% "sometimes").

7. *Lockdown stress.* 51% of the men said they felt tense/ anxious about the future due to the situation created by the lockdown, and a further 29% said they felt that way sometimes. This feeling was expressed by talking to their friends (25/44) or wife/ partner (27/44). A small but significant number indicated more violent responses.

8. *Relationship matters.* 73% of the respondents described their relationship with their wife/ partner as being good and 54% said being together all the time during the lockdown had improved the relationship. 14% described their relationship as strained and 11% said tensions had increased.

A majority said they had enough privacy in their homes for intimacy. About 40% felt that being together had affected their physical intimacy, while 60% felt there had been no change. Interestingly, 87% said they made sure of their wife/ partner's consent and willingness before physical intimacy. Asked about who was responsible for contraception, 71% said both partners were, 29% felt it was the husband's responsibility and not even one person that it was mainly the wife's responsibility.

About a quarter of the respondents who found the question applicable said the lack of opportunity to be physically intimate caused frustration and arguments. Given strain in the relationship, however, 4 out of 20 said they would undergo counselling.

Summary Analysis and Key Takeaways

This report presents a glimpse into how the COVID-19 lockdown has resulted in both disruptions and continuities in family dynamics in Tamil Nadu. It addresses multiple dimensions of life under lockdown, including working from home, the division of household labour, uncertainty, intimacy and violence. While some questions elicited responses that reflect much-discussed and self-evident societal patterns, such as an increase in feelings of anxiety (particularly related to finances), others provided less-frequently discussed findings, such as a clear tendency for men to be engaged in 'outside' domestic work (like buying groceries).

It might also be noted here that the tasks performed by children demonstrate a similar gendered division of labour to those performed by adults in households.

Questions with a large number of ambiguous responses ('cannot say') hinted at the need for a deeper interrogation of the silences, absences and 'in-between' spaces in discourse around family and relationships.

While we urge caution in reading the two surveys in a comparative manner, due to differences in profiles of respondents to each, we also suggest that some points might be worth considering for future research. For example, there were disparities in the men's and women's surveys in terms of the husband's willingness to seek consent before initiating sex, with a much higher percentage of men believing that they always have consent than women's own perceptions of providing consent to their partners. In contrast, the similarities in both men's and women's responses to the question on household work performed by men indicates that this is a much less contentious issue, even as it highlights how these tasks themselves can be gendered in particular ways.

Shortcomings of the Survey

Given the relatively small number of respondents, this survey should not be seen as a representative study of COVID-19 lockdown experiences. There does appear to be, in particular, a bias towards more affluent and/or educated participants in the responses received. It would then be more useful to view this report as a starting point to frame questions for further investigation, particularly on domestic violence, household dynamics and reproductive labour.

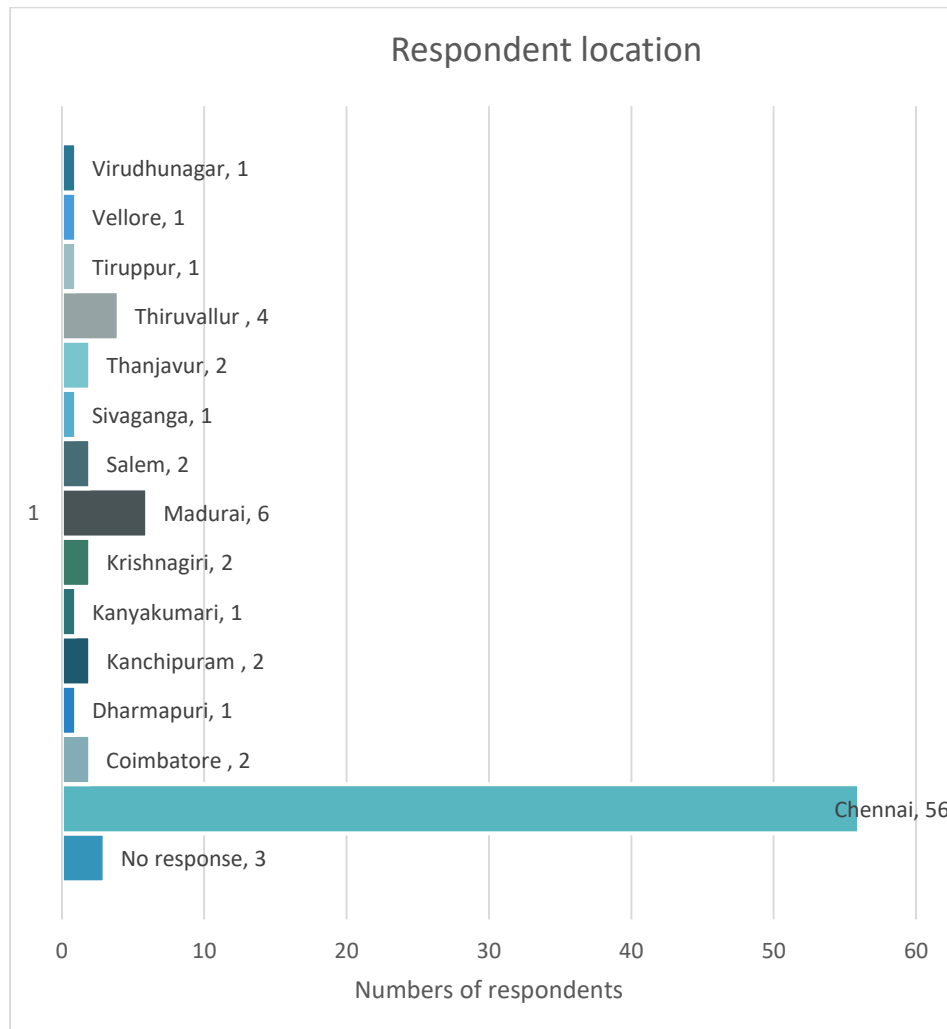
With this survey having been derived from one administered in Maharashtra, the questions may not fully capture local context in Tamil Nadu, but present a more generalised view of the lockdown.

Perhaps the biggest shortcoming of this survey is its emphasis on the 'home' as being a space comprising heteronormative family structures. This fails to take into consideration the myriad forms and types of living arrangements and definitions of 'home' that exist in India, with a focus instead on heterosexual couples, marriage and children.

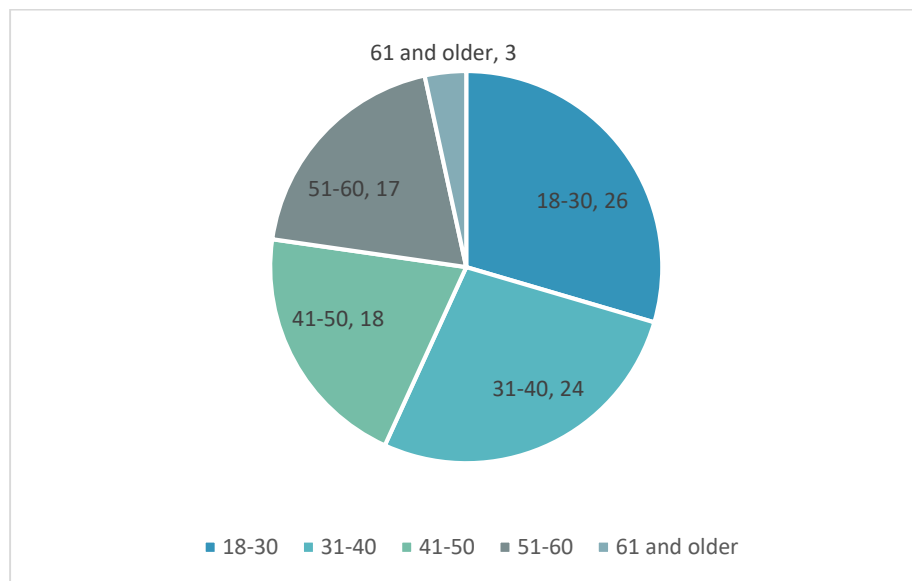
WHAT
WOMEN
EXPERIENCED

ABOUT THE RESPONDENTS

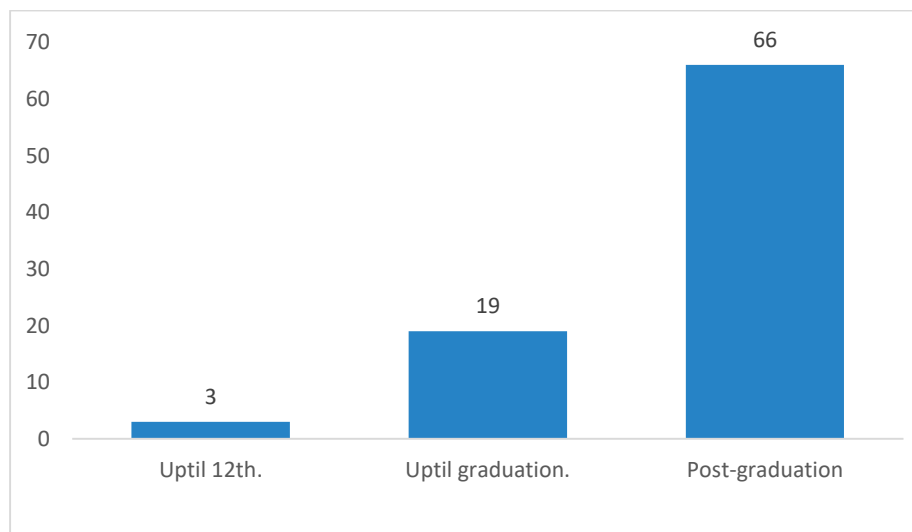
66 women responded to the English language questionnaire and 22 to the Tamil survey.



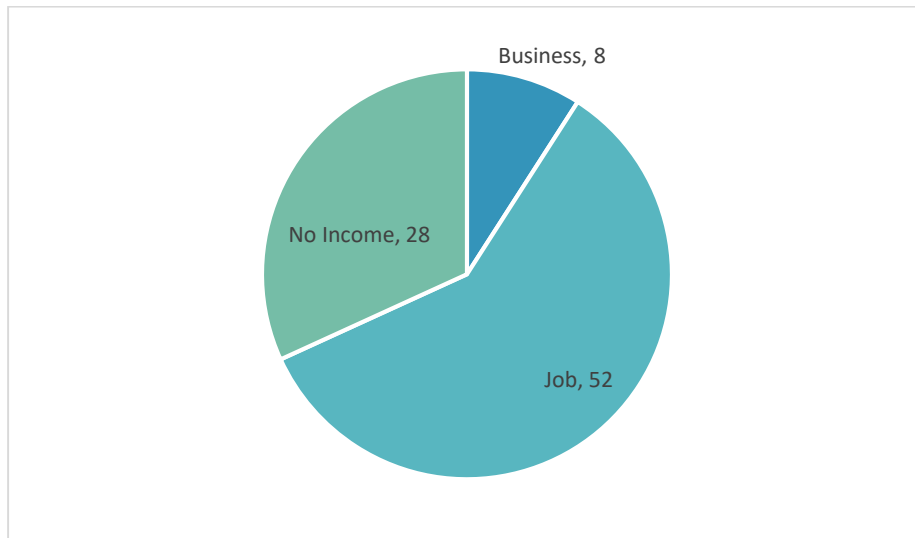
1. Age



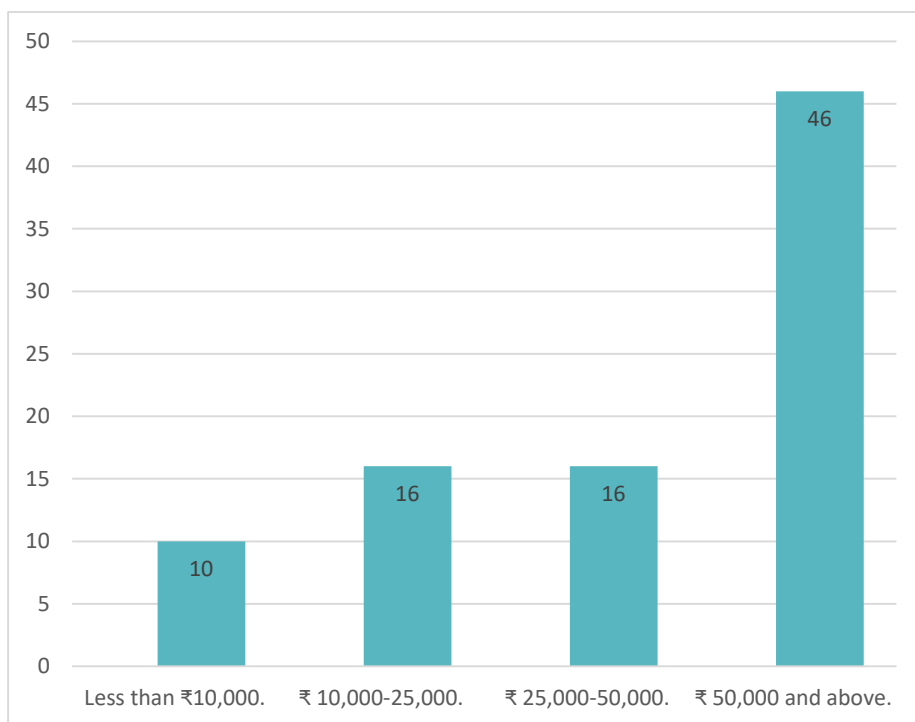
2. Education



3. Source of income

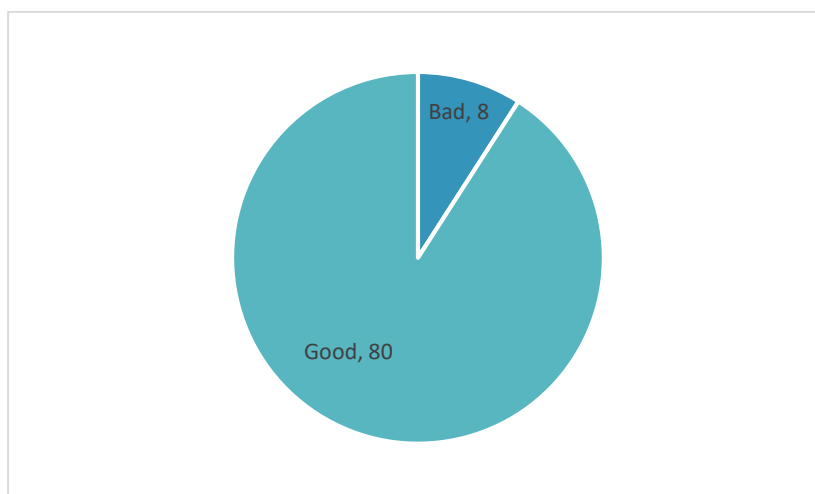


4. Monthly Family Income



STAYING HOME IN THE LOCKDOWN

5. How did it feel to have all the members of the household together during the lockdown?



6. What, if anything, feels/ felt 'good'?

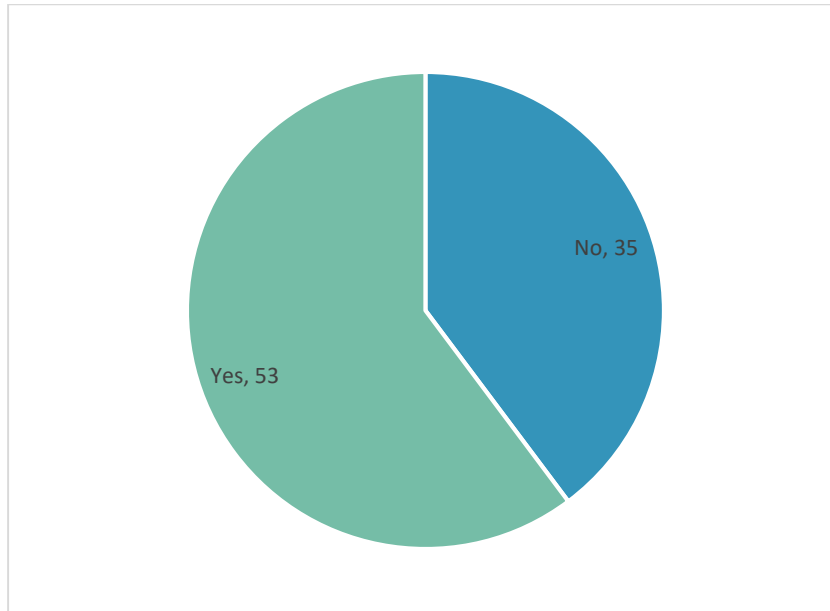
Category	English Responses	Tamil responses	Total
We got to spend time together	45	10	55
We had time for our children	20	13	33
We had time for our hobbies	24	4	28
Realised how much the domestic help contribute in reducing household work burden	33	1	34
None of the above/ Not applicable	9	1	10
Total responses	66	22	88

7. What, if anything, feels/ felt 'bad'?

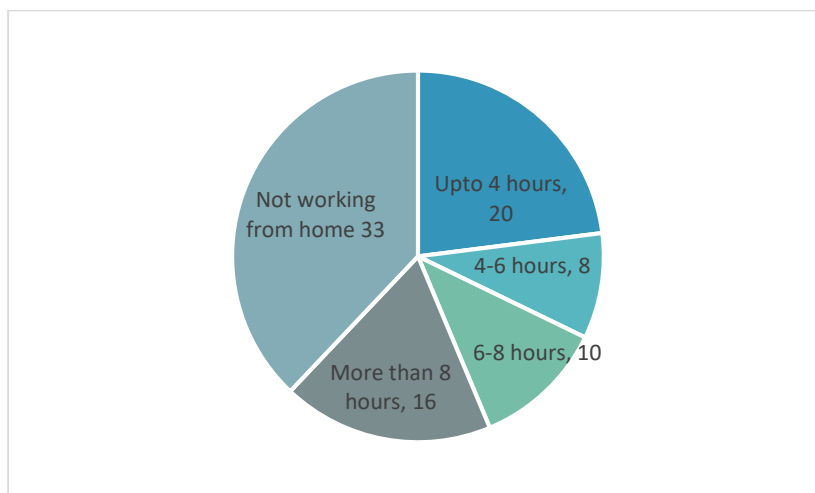
Category	English responses	Tamil responses	Total
With everyone being at home, there was less space	10	6	16
With work being stopped, there was financial strain	17	13	30
There were fights over what to watch on television	5	4	9
For the above reasons, there was increased bickering, argument and sometimes types of violence (beating)	10	1	11
None of the above/ Not applicable	41	0	41
Total responses	66	21	87

WORKING FROM HOME

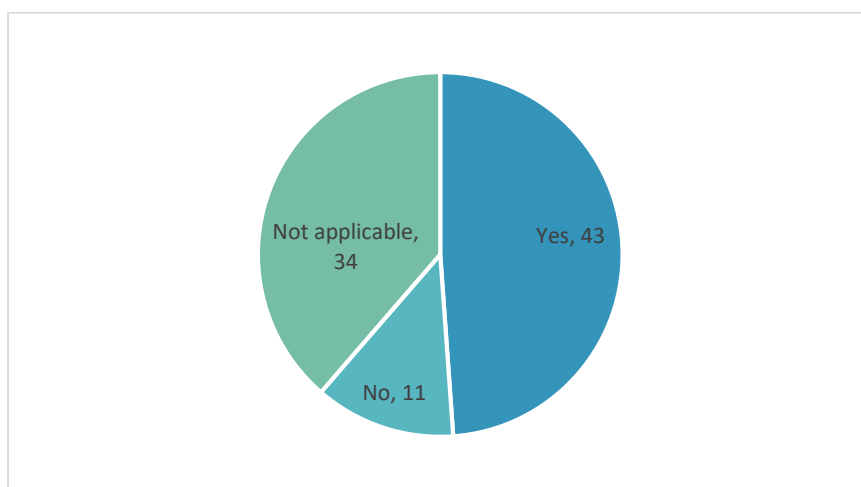
8. Were you working from home during the lockdown?



9. How much time did you spend every day on office work during the lockdown?



10. When you work from home, your housework hours differ too. Do people in your family understand this?



11. If your answer is 'no', tell us why.

Category	English responses	Tamil responses	Total
I do not have a quiet place to work at home	6	4	10
If the children are noisy, they are not told to be quiet in a corner	1	2	3
My family does not speak softly or lower the volume of the TV	4	3	7
Getting irritated with the children	0	1	1
Sarcasm and swearing	3	1	4
Slapping or beating	0	0	0
Not applicable	25	9	34
Total responses	33	14	47

HOUSEHOLD WORK

12. Understanding that the lockdown and the absence of domestic helpers increased your workload, did your husband / the male members of your household take on any kitchen responsibilities?

Category	English responses	Tamil responses	Total
Chopping vegetables	24	5	29
Cooking vegetables/ making poriyal, koottu	16	2	18
Grinding the flour	6	2	8
Making chutney or salad	16	0	16
Making sambar	6	0	6
Cleaning the kitchen counter/ floor	15	1	16
Boiling the milk	20	3	23
Setting the curds	5	1	6
Making tea/ coffee	22	4	26
Making breakfast	13	1	14
Choosing/buying vegetables	32	10	42
Preparing spices	7	1	8
Putting washed vessels back in their places	18	4	22
Cleaning the refrigerator	8	3	11
Cooking the rice and dal	13	1	14
None of the above	11	4	15
Not applicable	11	0	11
Total responses	66	22	88

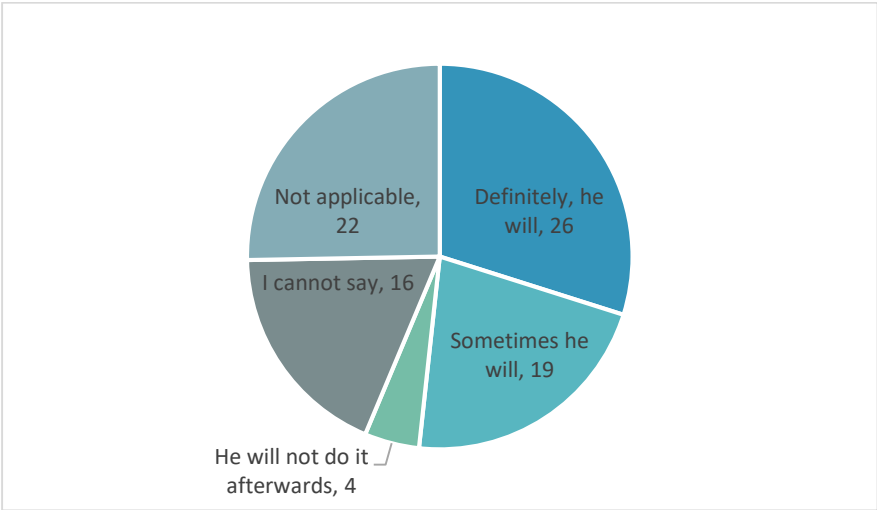
13. With which of the following tasks did your husband / male family member start helping you during the lockdown?

Category	English responses	Tamil responses	Total
Dusting the TV/ furniture	6	3	9
Washing vessels	21	6	27
Sweeping the house	18	4	22
Cleaning the toilets and utility areas	14	3	17
Mopping the floor	17	3	20
Washing clothes	10	3	13
Folding and putting away dried clothes	19	3	22
Buying vegetables	34	14	48
Buying provisions	35	5	40
Grinding	4	2	6
Arranging the cupboards	9	1	10
None of the above	8	3	11
Not applicable	9	0	9
Total responses	66	22	88

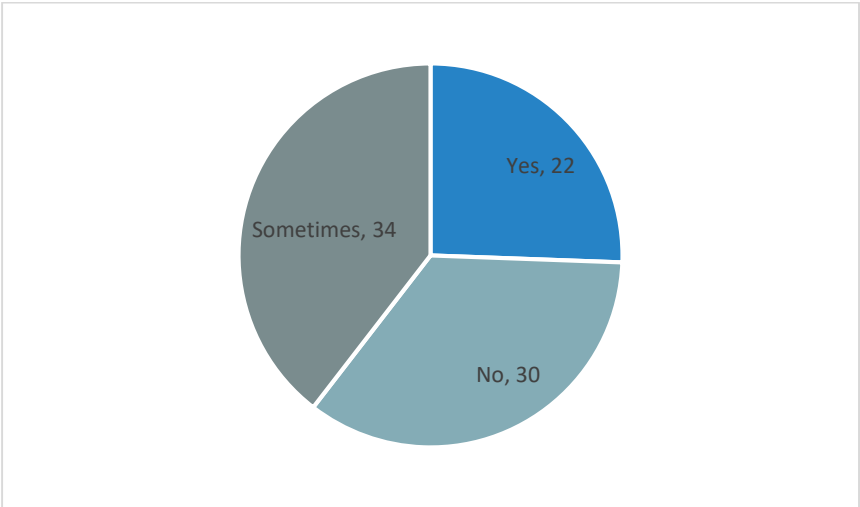
14. While doing housework/ cooking, what have been your husband's views on the following?

Category	English responses	Tamil responses	Total
Praising your work more often	5	3	8
"I can do it, don't try to teach me"	6	4	10
Complaining as he works	5	4	9
Refusing at any moment to do the work	3	2	5
Not getting angry about doing any kind of work	12	3	15
Working wholeheartedly	19	8	27
Listening attentively to instructions and following them	5	1	6
There is a lot of work to be done at home and if it is shared, it will be easier for everyone	14	7	21
"This takes too much of my time"	4	3	7
Not applicable	27	3	30
Total responses	64	22	86

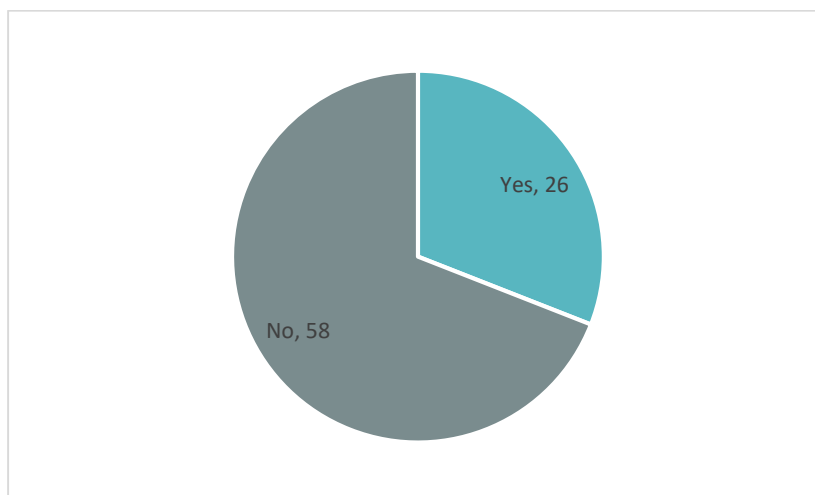
15. Do you think your husband will continue to be responsible for the tasks he has taken on during the lockdown, even afterwards?



16. Staying at home, have you been asked to provide a variety of snacks and dishes?



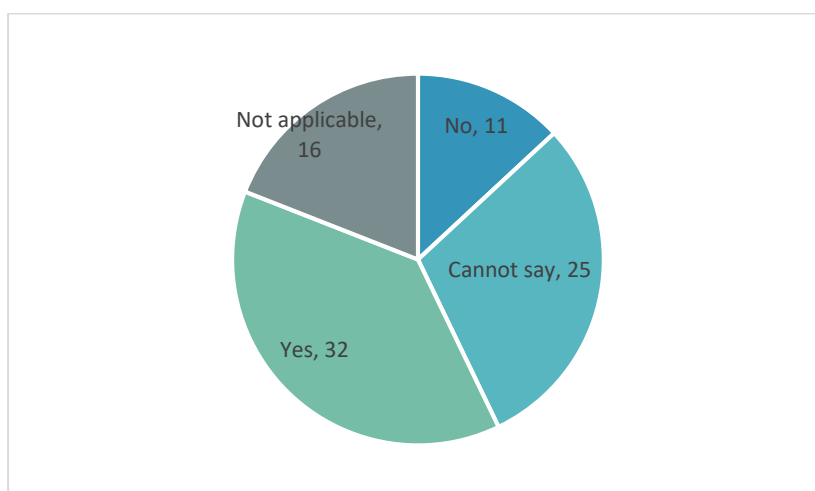
17. If you have had to work from home, has there been more bickering because of the housework and not being able to go out?



18. How was your bickering expressed?

Category	English responses	Tamil responses	Total
Ruckus and fighting	2	4	6
Beating the children	3	0	3
Neglecting oneself	7	1	8
Wanting to cry	12	3	15
Arguing	21	11	32
Total responses	31	15	46

19. Do you think that the men in your household have realised that women work very hard in the house?



20. During the lockdown, how have you spent time with your younger children?

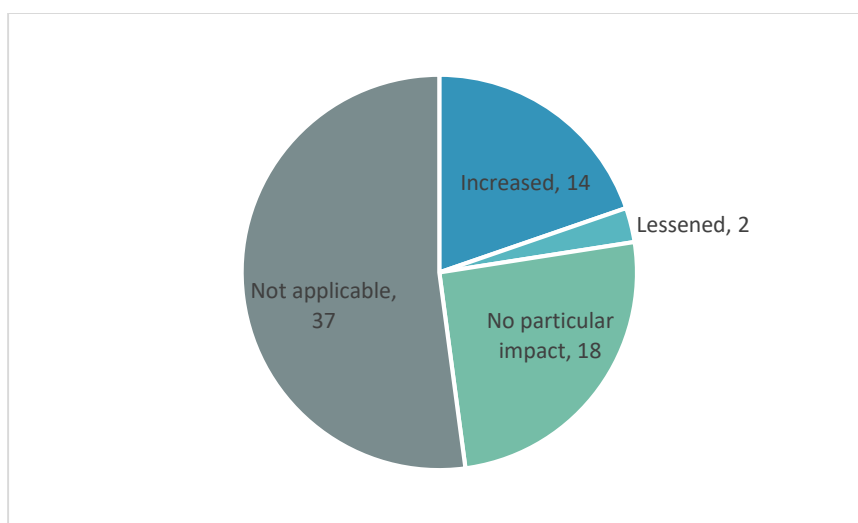
Category	English responses	Tamil responses	Total
I find them games to play on the mobile	1	6	7
Reading books with the children	5	2	7
Playing with the children or chatting with them	24	13	37
Making them study	7	6	13
Not applicable	38	3	41
Total responses	63	20	83

HABITS AND ADDICTIONS

21. Do you have any of the following habits?

Category	English responses	Tamil responses	Total
Cigarette	4	0	4
Alcohol	9	0	9
Tobacco	0	0	0
Gutkha	0	0	0
Excessive use of the mobile	20	5	25
Watching pornographic films	2	0	2
None of the above	38	15	53
Total responses	64	20	84

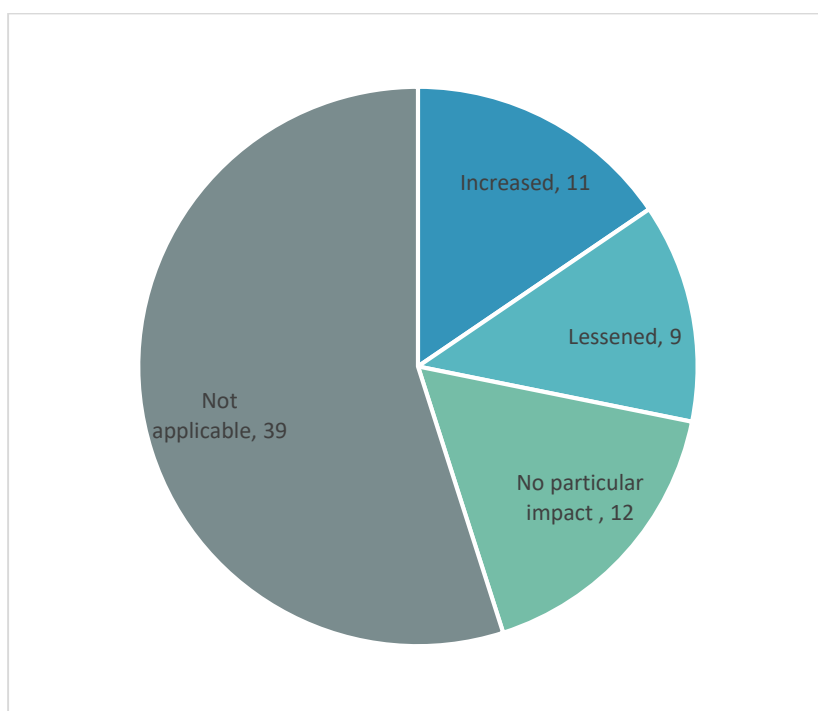
22. If your reply to the above was 'yes,' has the lockdown had any impact on this habit?



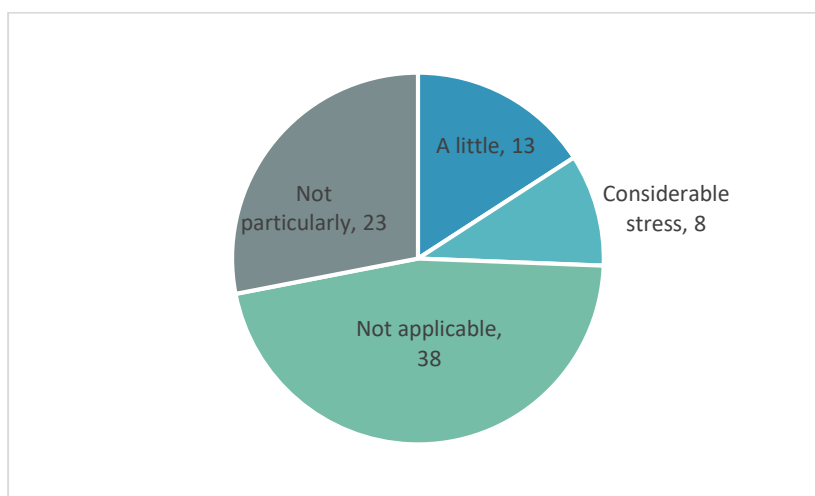
23. Does your husband have any of the following habits?

Category	English responses	Tamil responses	Total
Cigarette	4	1	5
Alcohol	8	3	11
Tobacco	0	0	0
Gutkha	0	0	0
Excessive use of the mobile	11	6	17
Watching pornographic films	0	1	1
None of the above	18	11	29
Not applicable	28	1	29
Total responses	62	20	82

24. If your reply to the above was 'yes,' has the lockdown had any impact on his habit?



25. When such a habit/ addiction cannot be indulged, does that cause physical or mental stress?

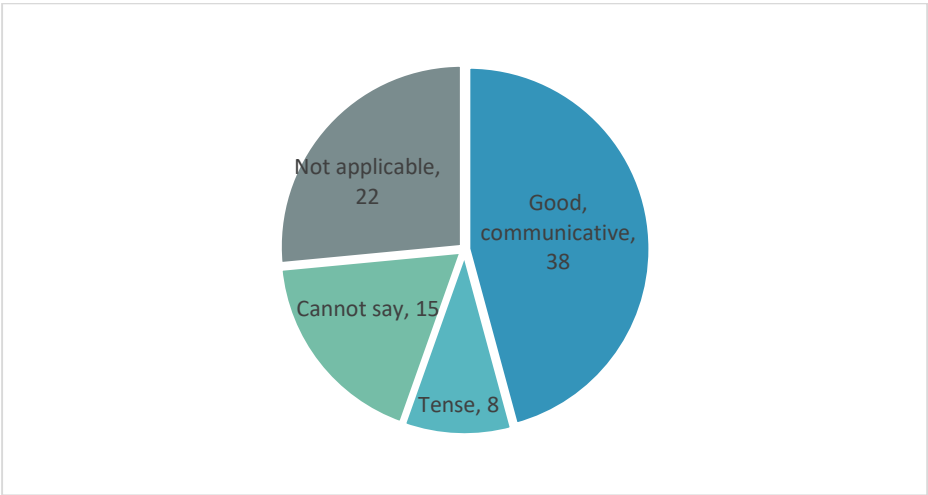


26. How is this stress expressed?

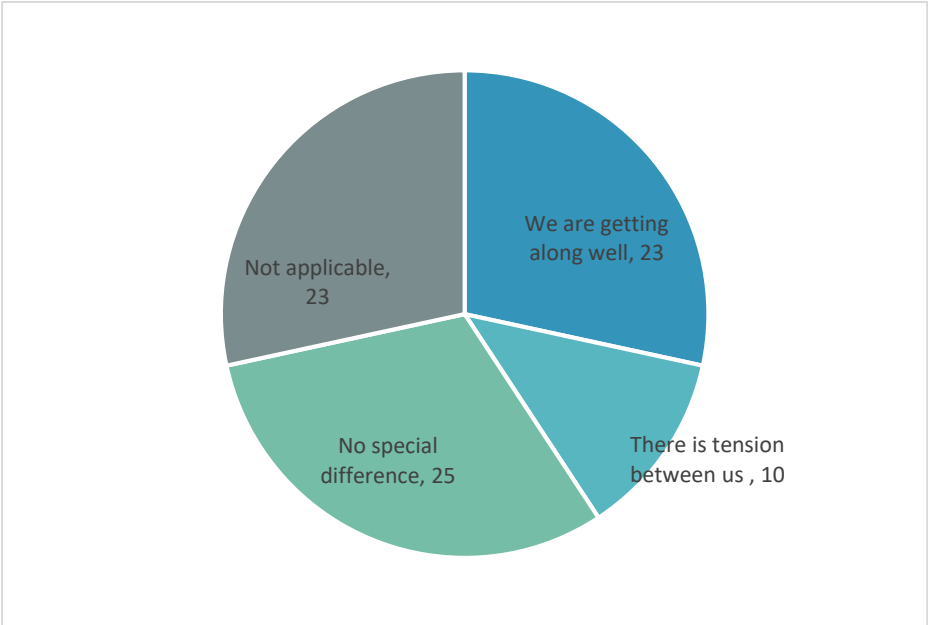
Category	English responses	Tamil responses	Total
Throwing and thrashing	4	1	5
Sulking/ not speaking to anyone	10	8	18
Getting irritated with the children	3	1	4
Sarcasm, swearing	5	1	6
Beating	1	0	1
Forced sex	1	0	1
Physical harm	2	0	2
Not applicable	42	0	42
Total responses	56	10	66

RELATIONSHIP WITH HUSBAND

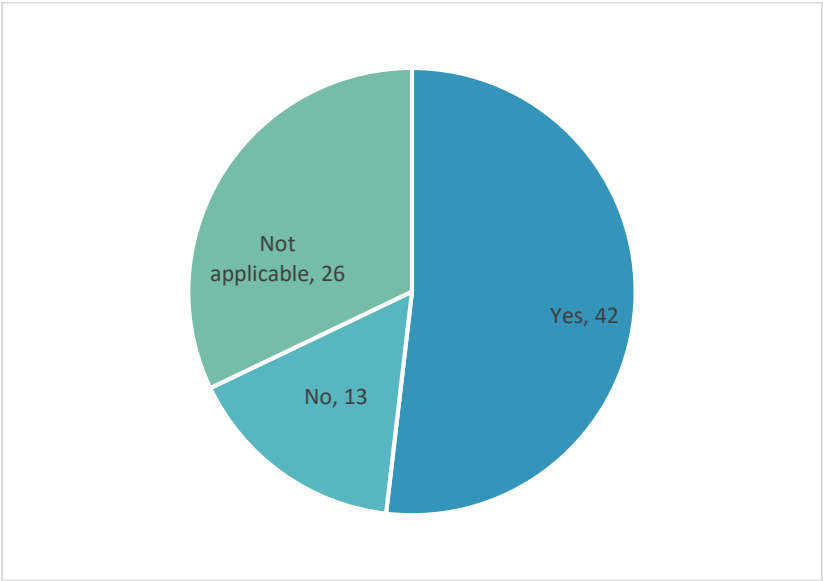
27. How would you describe your relationship with your husband?



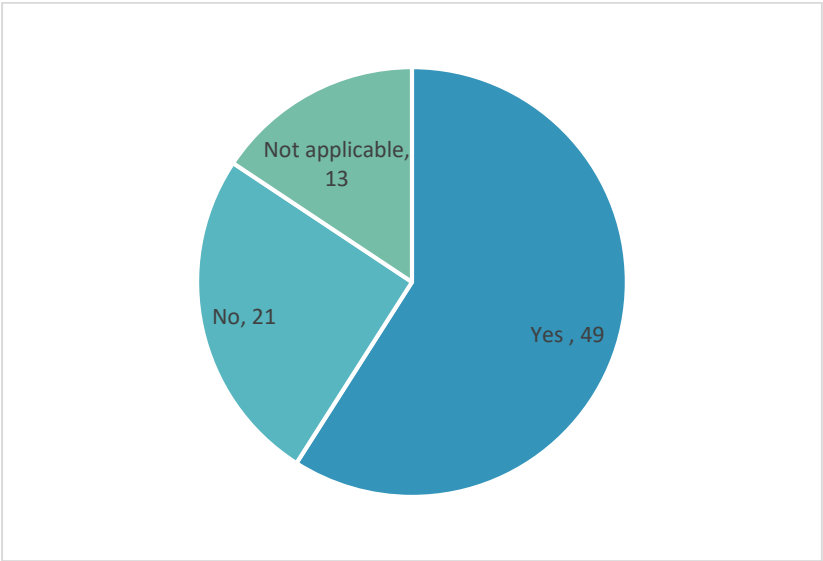
28. During the lockdown period, when everyone was together, what did you feel is the impact on your relationship with your husband?



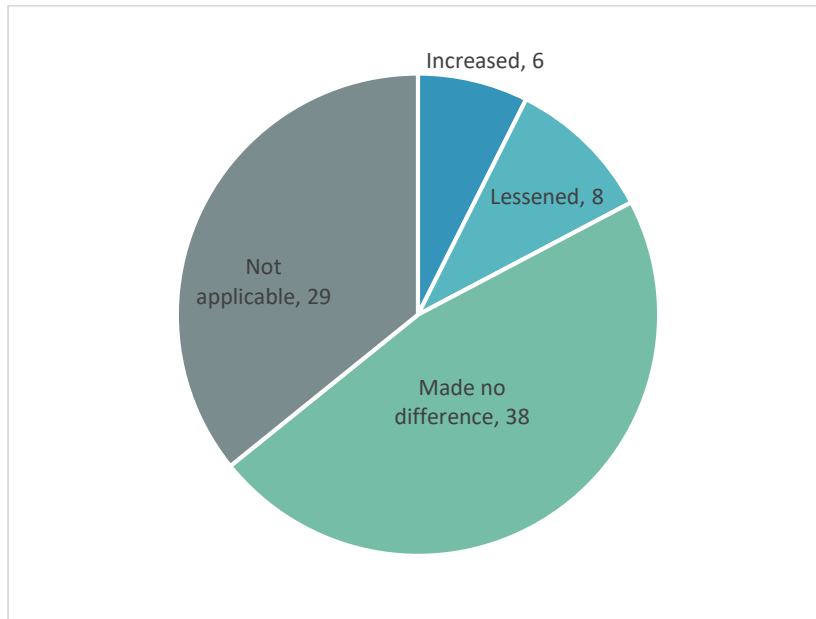
29. Do you have enough privacy at home for physical contact?



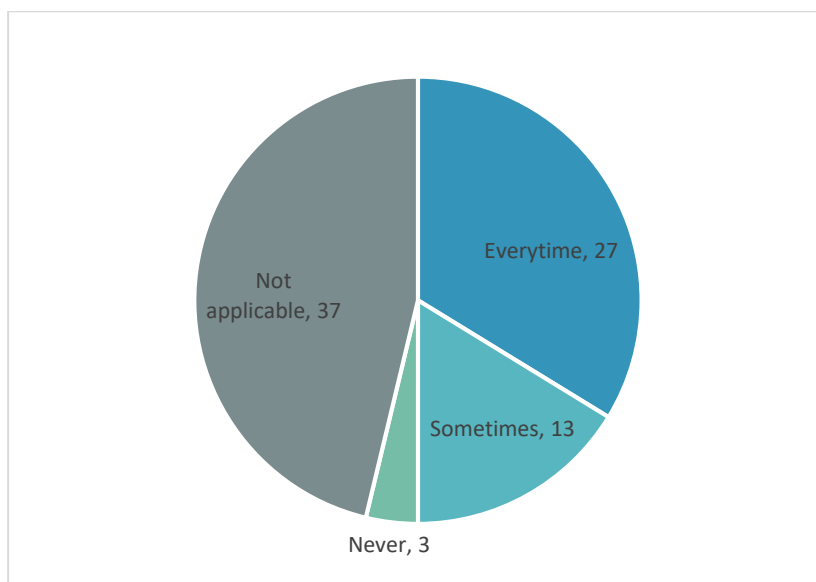
30. During the lockdown, do you get any privacy?



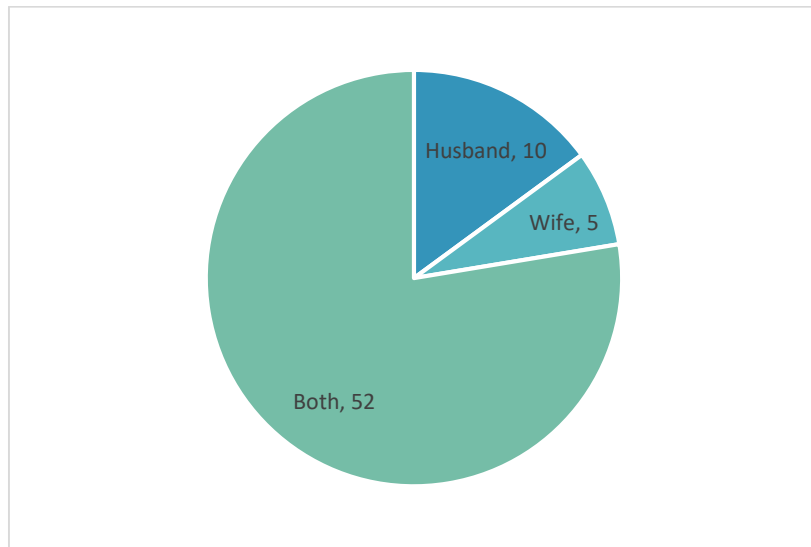
31. Has being around each other had an impact on your physical relationship?



32. In the lockdown period, and especially with regard to sexual relations, does your husband pay attention to your wishes and consent?



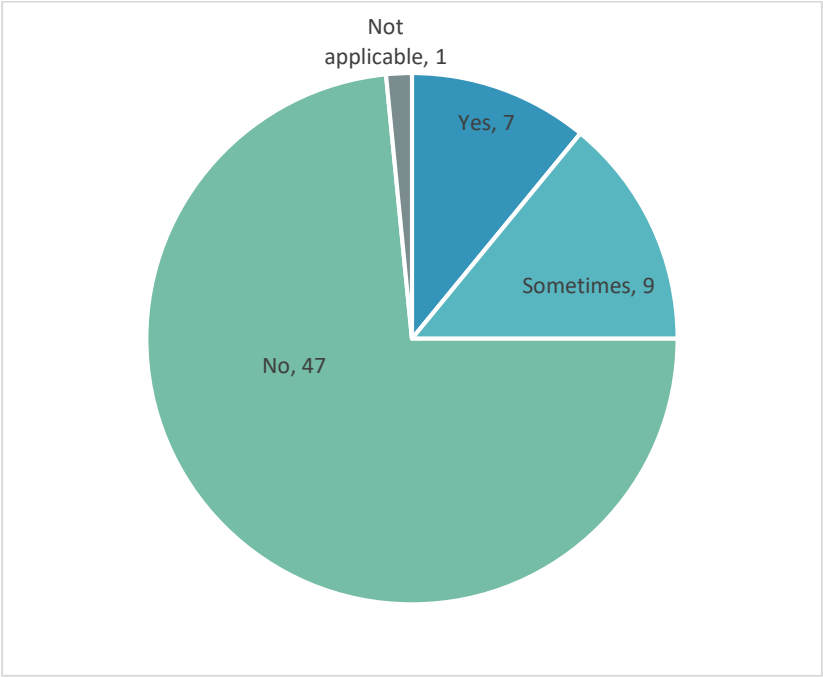
33. Whose responsibility is it to take care of using contraceptives during intercourse to prevent unwanted pregnancies?



34. How do you prevent unwanted pregnancy?

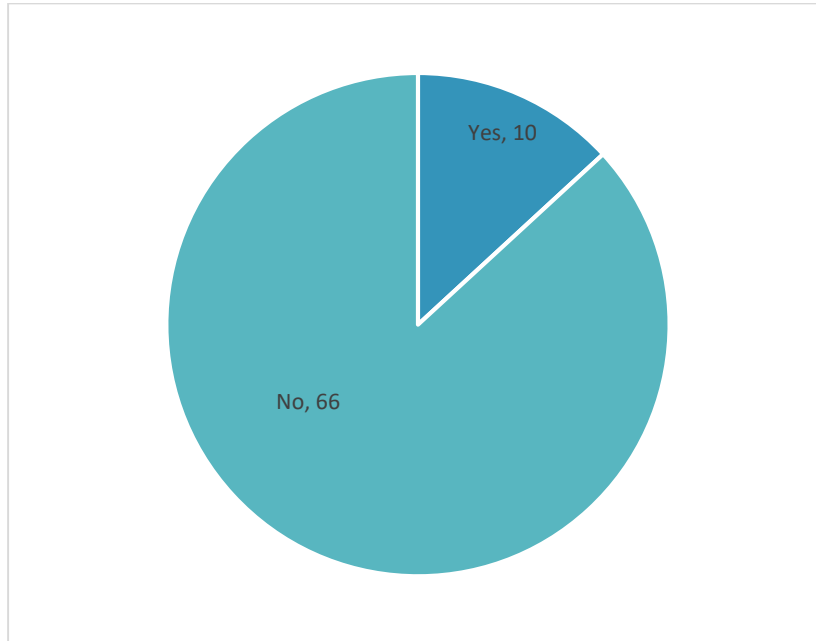
Category	English responses	Tamil responses	Total
Condom	23	5	23
Pill	4	0	4
Injection	0	0	0
Other	1	0	1
Coitus Interruptus	1	0	1
Withdrawal	1	0	1
Tubectomy done	1	0	1
Family planning surgery	1	0	1
Copper T	1	0	1
Safe period	0	1	1
Operation	0	1	1
Not applicable	27	12	39
Total responses	54	19	73

35. In small homes during the lockdown, the couple cannot have sex even if they want to. Is that the case with you?

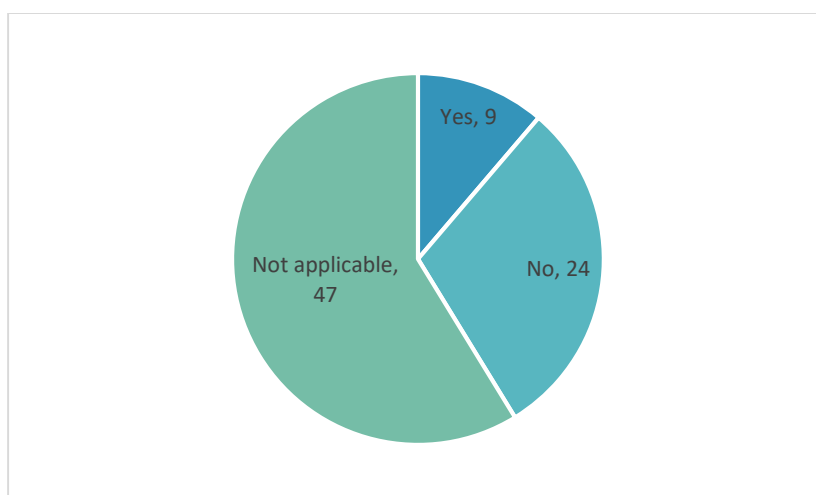


ABUSE AND VIOLENCE

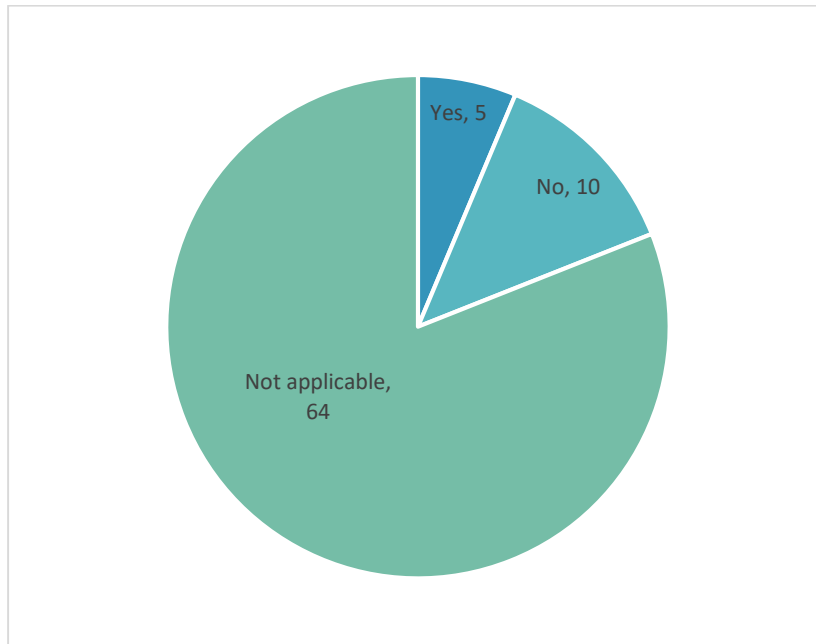
36. During the lockdown, have you experienced violence (physical beating/ emotional abuse, taunting, swearing/ forced sex)?



37. Has the violence you experience (physical/ emotional/ sexual) increased during the lockdown?

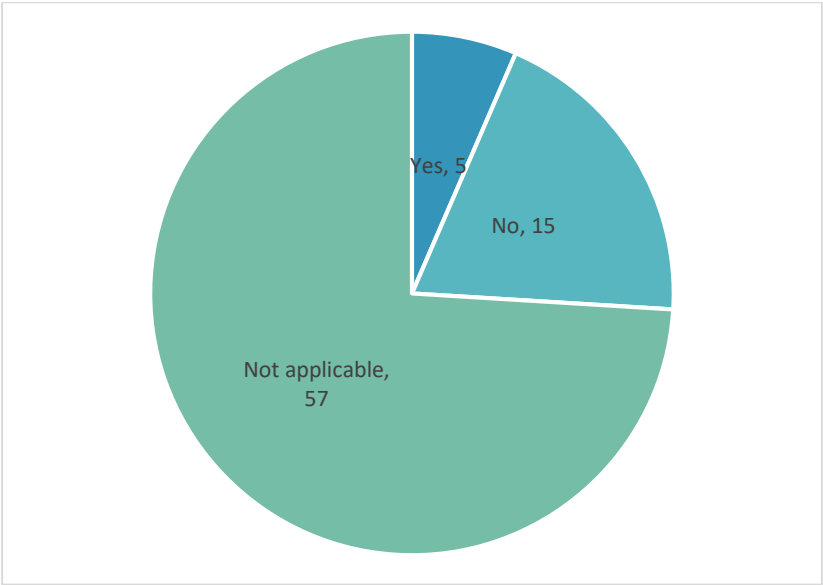


38. Has the nature of violence that you experience changed during the lockdown?

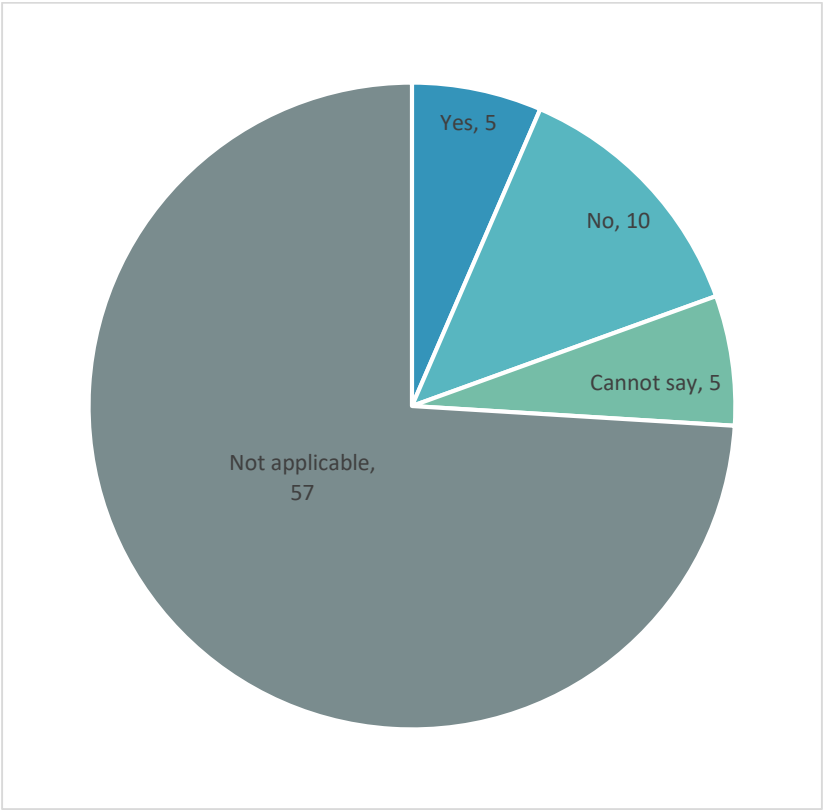


HELP-SEEKING

39. Have you sought help to stop the violence?



40. Even if you have not sought it so far, do you feel the need for help to stop the violence?



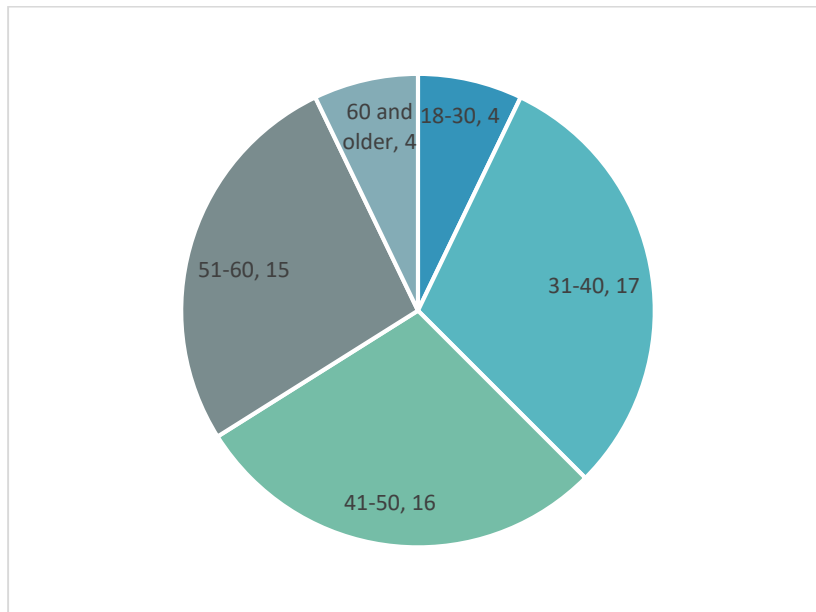
WHAT
MEN
EXPERIENCED

ABOUT THE RESPONDENTS

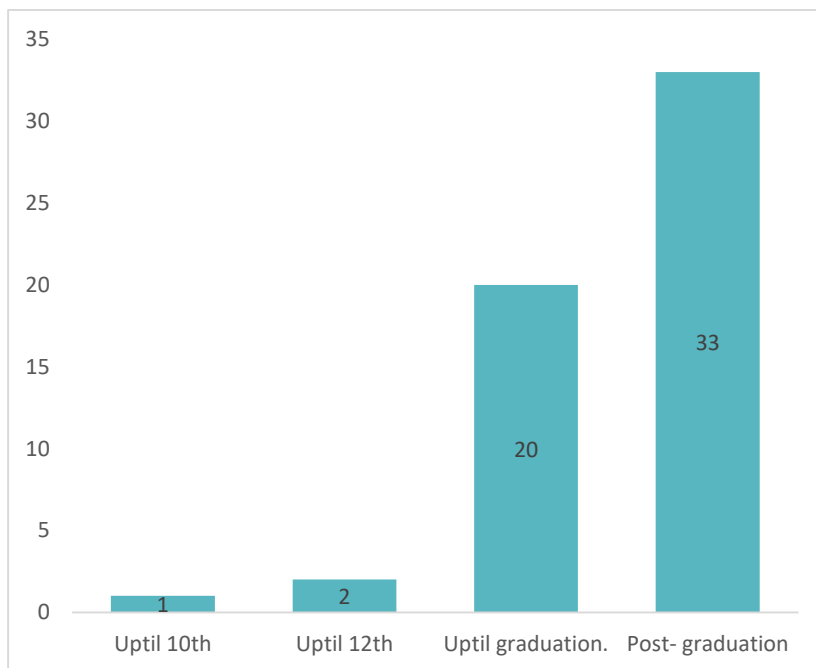
22 men from Tamil Nadu responded to the English language questionnaire and 34 to the Tamil survey.



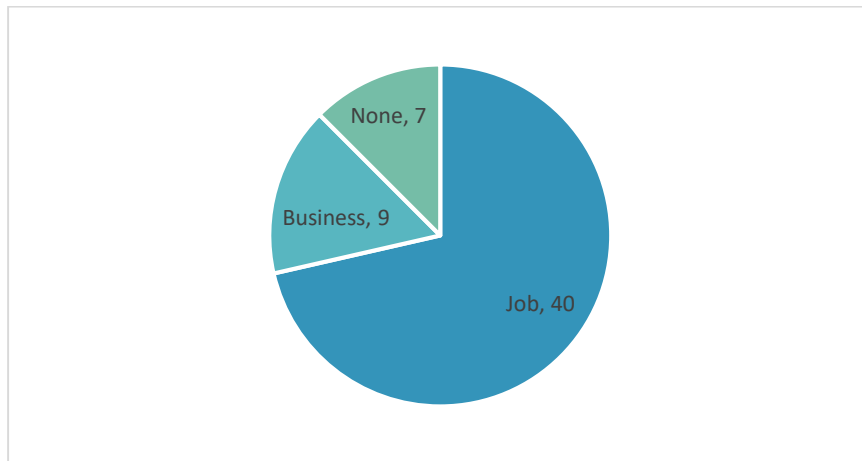
1. Age



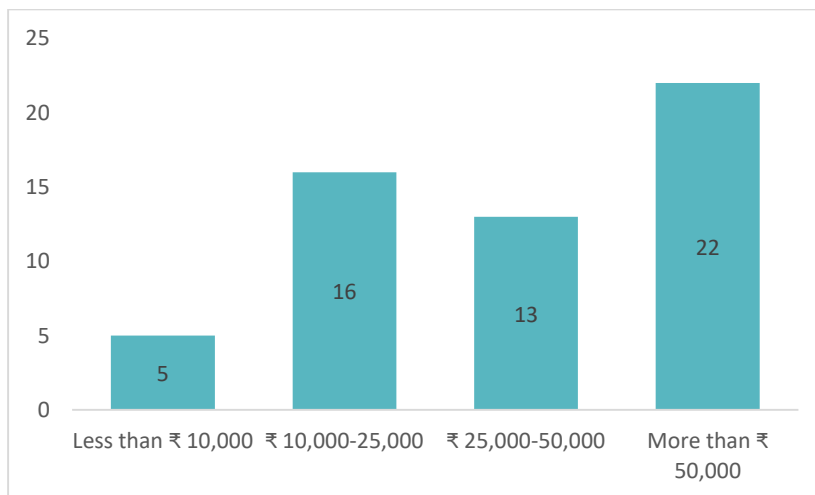
2. Education



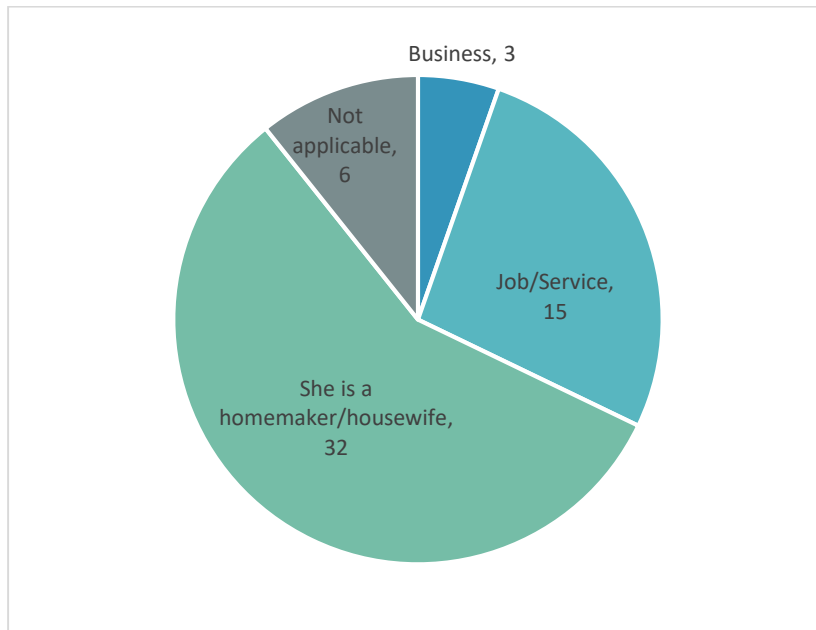
3. Source of income



4. Monthly Family Income

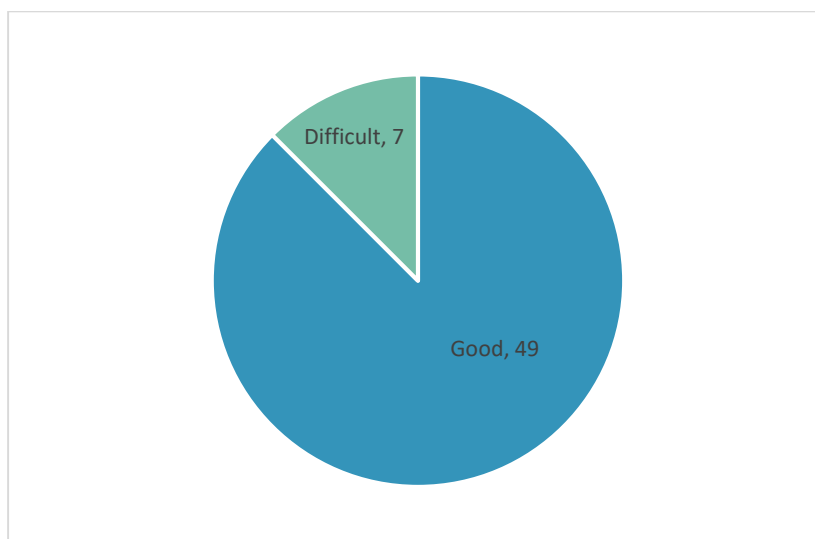


5. Which type of paid work does your wife/partner do?



STAYING HOME IN THE LOCKDOWN

6. How has it been to have all members of the family be constantly together due to the lockdown?



7. If you find the situation 'good', which of the following apply?

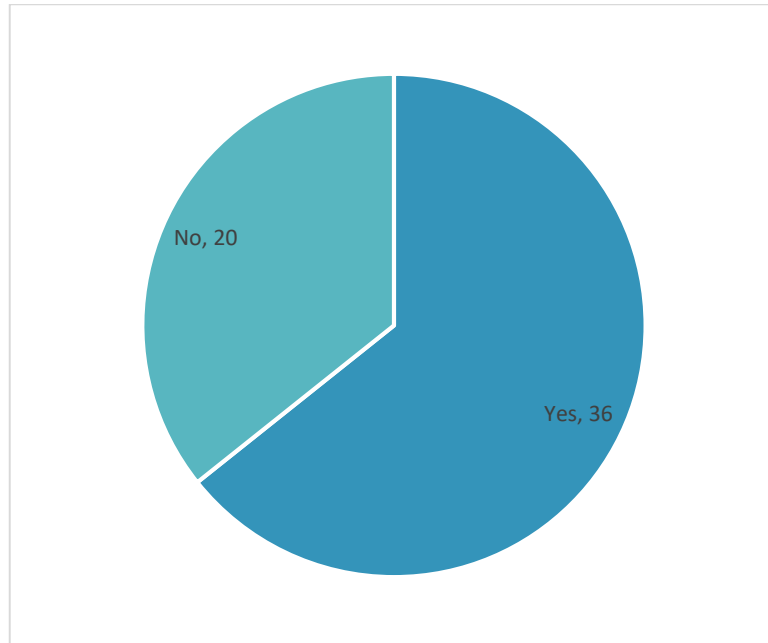
Category	English responses	Tamil responses	Total
Able to spend enough time with family members	14	19	33
Able to give time to children	4	12	16
Can pursue hobbies which was earlier difficult to do due to time constraint	5	6	11
Realise how much domestic helpers reduce the household work burden	6	5	11
Realise how much house work a woman has to do regularly	7	14	21
Not applicable	5	2	7
Total responses	22	34	56

8. If you find the situation difficult, which of the following apply?

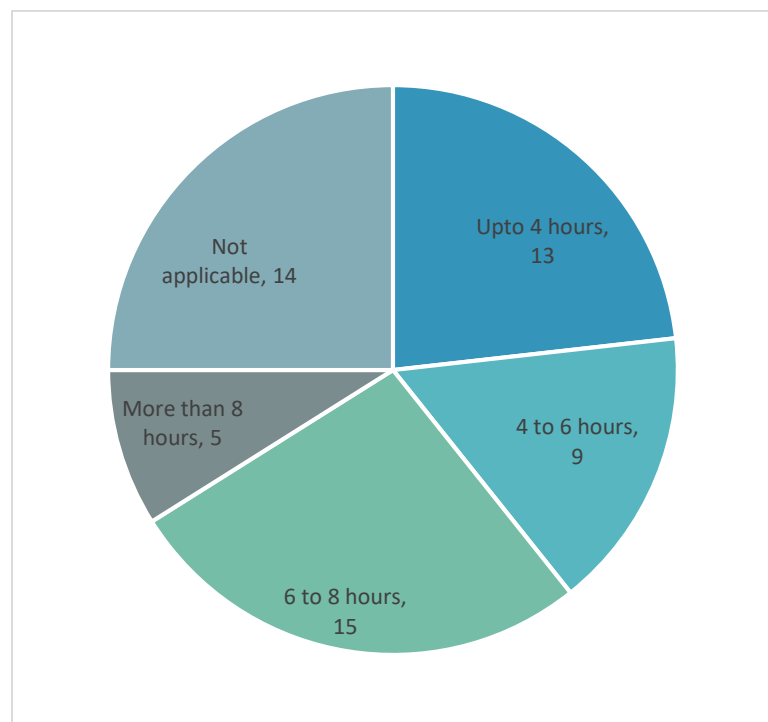
Category	English responses	Tamil responses	Total
Not enough space as everyone is around	6	7	13
Financial stress as paid work is not available	8	15	23
Increase in arguments over choice of television programmes	3	3	6
Due to above mentioned reasons there is increase in tussles, heated arguments and occasional physical violence	0	2	2
Not applicable	9	11	20
Total responses	22	32	54

WORKING FROM HOME

9. Have you been working from home during the lockdown?

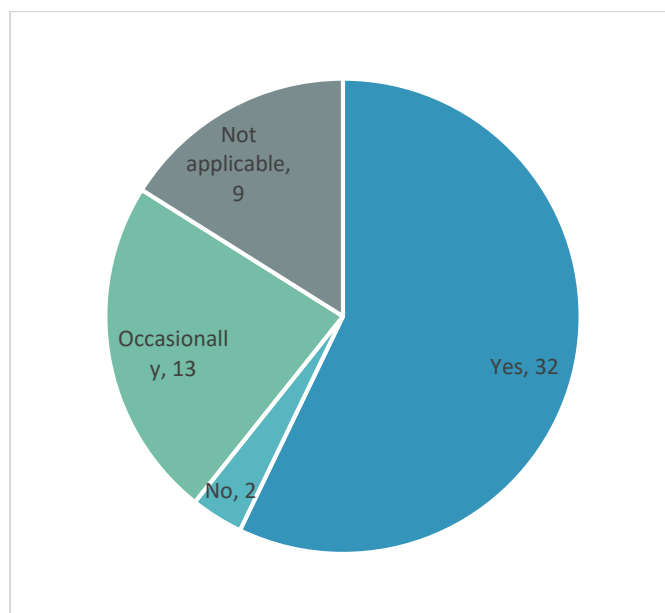


10. During the lockdown how much time have you spent daily on office-related work?



HOUSEHOLD WORK

11. Considering that the woman's housework burden has increased as everyone is at home and domestic help is not able to come, have you started helping out in cooking and other household chores?



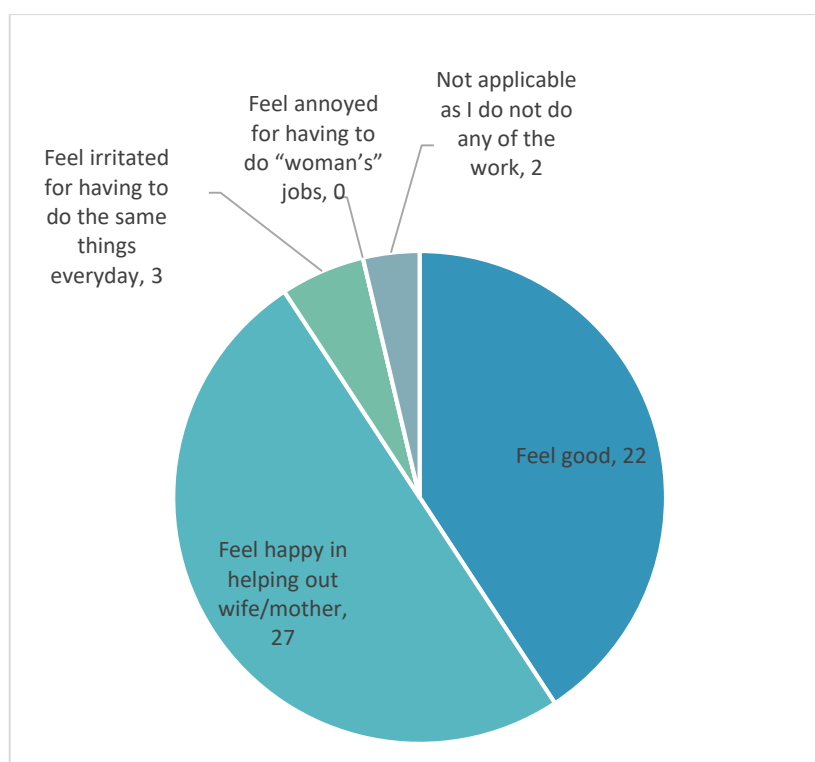
12. Out of the following list which of the cooking related work have you started doing for the first time?

Category	English responses	Tamil responses	Total
Chopping vegetables	7	15	22
Cooking vegetables/ making poriyal, koottu	4	6	10
Grinding the flour	4	3	7
Making chutney or salad	4	0	4
Making sambar	4	4	8
Cleaning the kitchen counter/ floor	10	10	20
Boiling the milk	6	8	14
Setting the curds	2	1	3
Making tea/ coffee	10	14	24
Making breakfast	5	5	10
Choosing/buying vegetables	11	18	29
Preparing spices	2	2	4
Putting washed vessels back in their places	8	13	21
Cleaning the refrigerator	7	13	20
Cooking the rice and dal	7	5	12
None of the above	4	4	8
Total responses	21	34	55

13. Which of the following tasks have you learnt recently and are doing regularly?

Category	English responses	Tamil responses	Total
Dusting the TV/ furniture	9	13	22
Washing vessels	12	10	22
Sweeping the house	10	10	20
Cleaning the toilets and utility areas	11	11	22
Mopping the floor	9	9	18
Washing clothes	7	9	16
Folding and putting away dried clothes	9	14	23
Buying vegetables	11	16	27
Buying provisions	12	17	29
Grinding	2	7	9
Arranging the cupboards	7	10	17
None of the above	4	9	13
Total responses	22	34	56

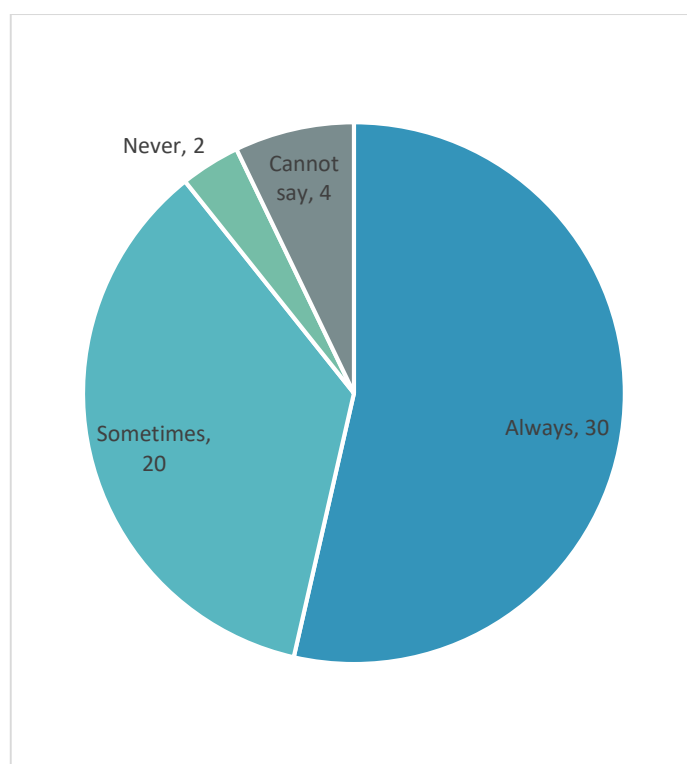
14. How do you feel while doing these tasks?



15. Having been constantly at home how do you feel about the housework done by your mother/ wife?

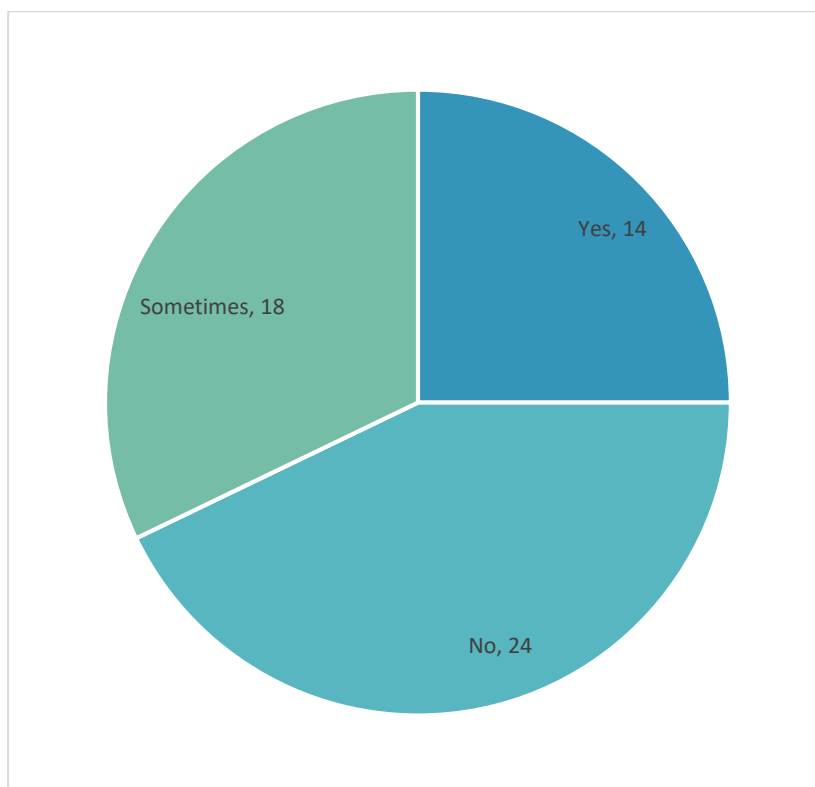
Category	English responses	Tamil responses	Total
Realised how much work they have to do on a regular basis	12	22	34
Increase in respect	7	11	18
Don't feel they are doing anything special	2	0	2
A woman has to do this work	0	2	2
Have decided to help out even after lock down	7	9	16
Not applicable	5	3	8
Total responses	22	34	56

16. Will you continue doing the housework even after the lockdown?



BEING HOUSEBOUND

17. Has it been irritating to stay at home all the time and not go out?

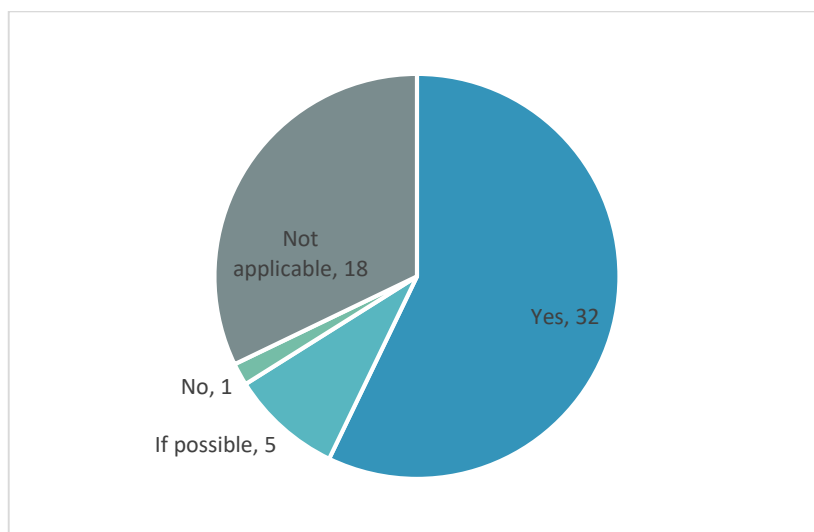


18. How do you express your irritation?

Category	English responses	Tamil responses	Total
Screaming, throwing things around	2	0	2
Shouting at children/ beating them	3	0	3
Neglecting your health/ appearance	6	4	10
Urge to cry	1	1	2
Fight with wife/ partner	2	0	2
Beating wife/ partner	0	0	0
Stop talking to wife/ partner	9	10	19
Total responses	16	15	31

CHILDREN

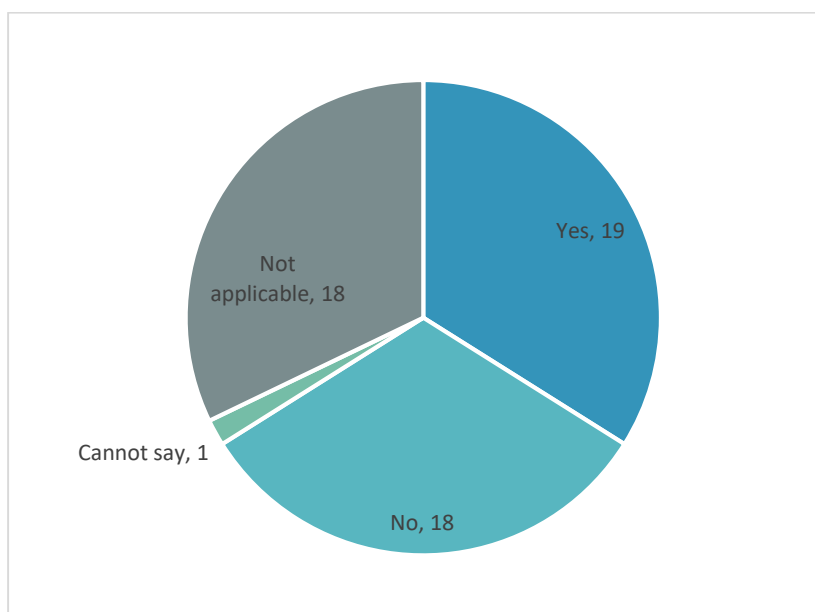
19. Do you usually (outside lockdown) spend time with your young children?



20. If the answer to the earlier question is 'yes/ if possible', how do you spend time with them?

Category	English responses	Tamil responses	Total
Drop them to school/ classes	3	10	13
Helping them in studies	2	12	14
Chatting/ playing with them	7	17	24
Taking them to parks	3	8	11
Telling them stories	2	9	11
Watching TV with them	6	16	22
Inquiring about their studies	3	11	14
Attending parent-teachers meetings	5	8	13
None of the above	0	1	1
Not applicable	8	4	12
Total responses	17	30	47

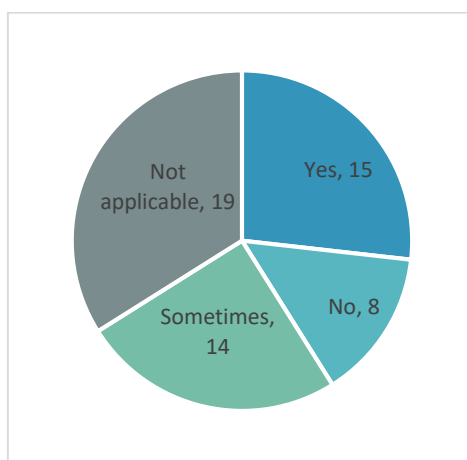
21. Do you think that the lockdown has increased responsibility of spending time with your young children?



22. During the lockdown period how have you been spending time with your children?

Category	English responses	Tamil responses	Total
Installing game on mobile for children	1	4	5
Reading books with children	0	3	3
Playing/ chatting with children	4	21	25
Helping in their studies	3	10	13
None of the above	2	5	7
Not applicable	14	8	22
Total responses	22	34	56

23. Do the children in your house help with household work in their own way?



24. If there are boys, with which of the following do they help?

Category	English responses	Tamil responses	Total
Cleaning	5	8	13
Kitchen	3	0	3
Child-care	2	2	4
Garden	2	4	6
Shopping for vegetables and provisions	7	4	11
Bank and other outside work	4	1	5
Not applicable	13	22	35
Total responses	21	34	55

25. If there are girls, with which of the following do they help?

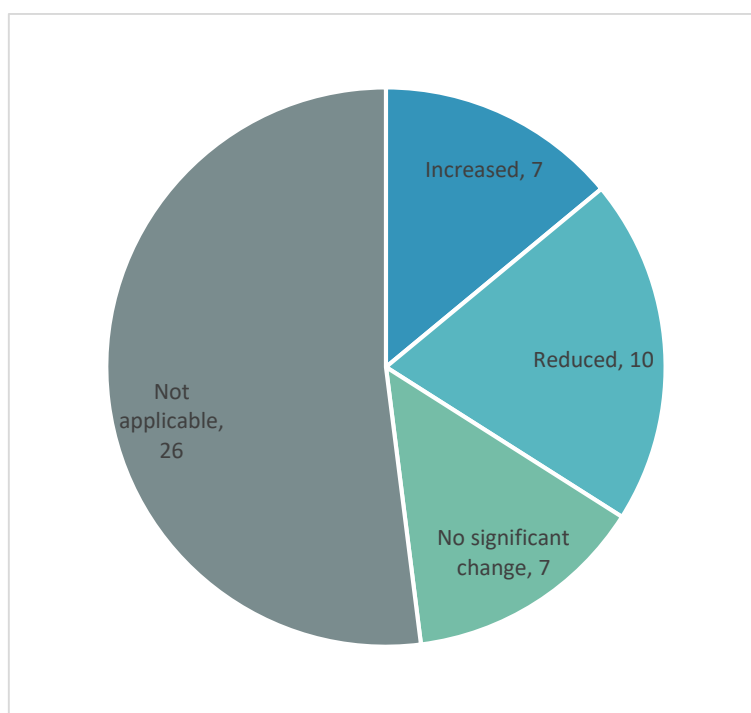
Category	English responses	Tamil responses	Total
Cleaning	5	6	11
Kitchen	5	4	9
Child-care	1	2	3
Garden	2	4	6
Shopping for vegetables and provisions	2	2	4
Bank and other outside work	2	1	3
Not applicable	13	21	34
Total responses	20	30	50

HABITS AND ADDICTIONS

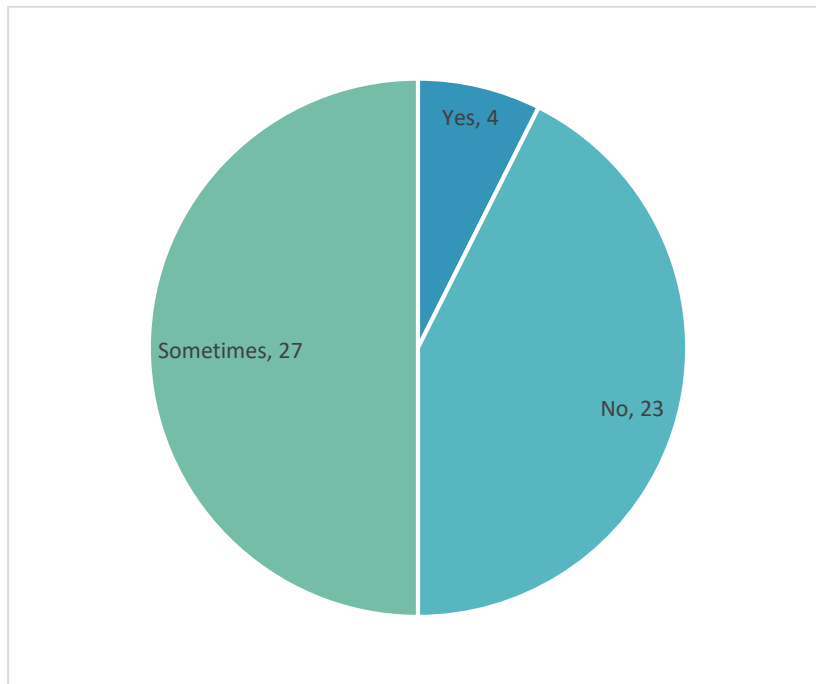
26. Do you have any of the following habits?

Category	English responses	Tamil responses	Total
Smoking	1	3	4
Drinking	3	3	6
Chewing tobacco	0	0	0
Eating gutkha	0	0	0
Excessive use of mobile	7	9	16
Watching pornographic films	3	2	5
None of these.	13	19	32
Total responses	20	34	54

27. If answer to the above question is 'yes', has the lockdown impacted any of these habits?

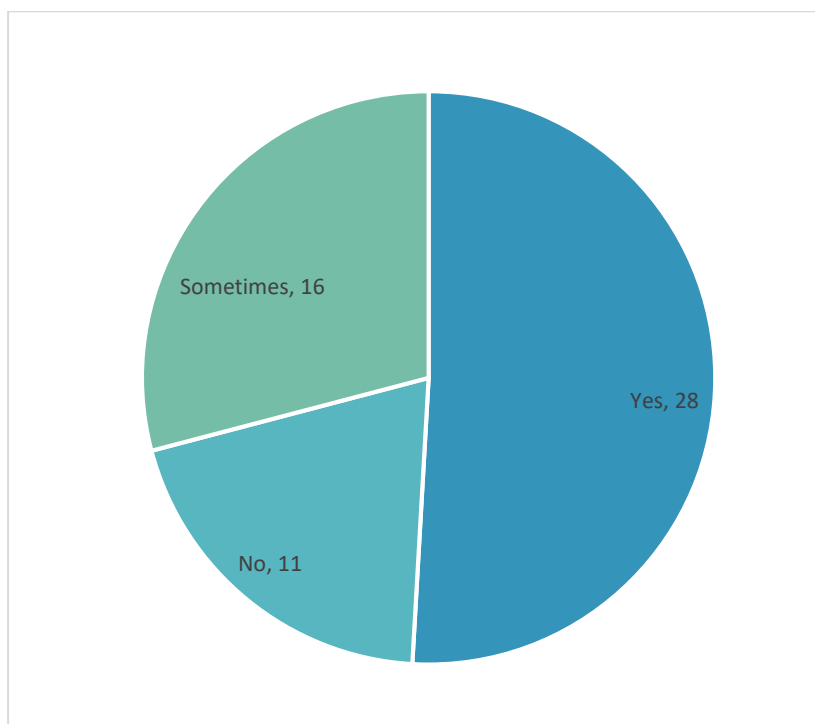


28. Since it is not possible to do the usual activities during the lockdown or they are taking much longer, are there arguments/ fights or scuffles in the house?



LOCKDOWN STRESS

29. Do you worry and feel tense/ anxious about the future due to the situation created by the lockdown?

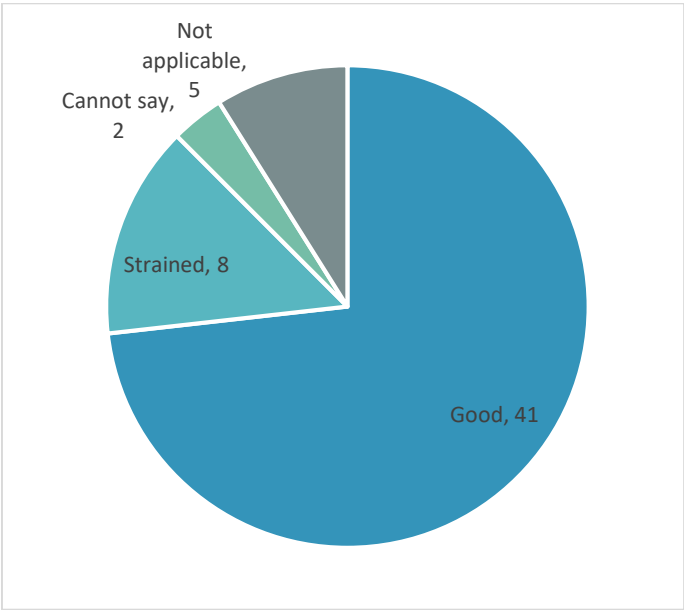


30. How is this anxiety/ tension expressed?

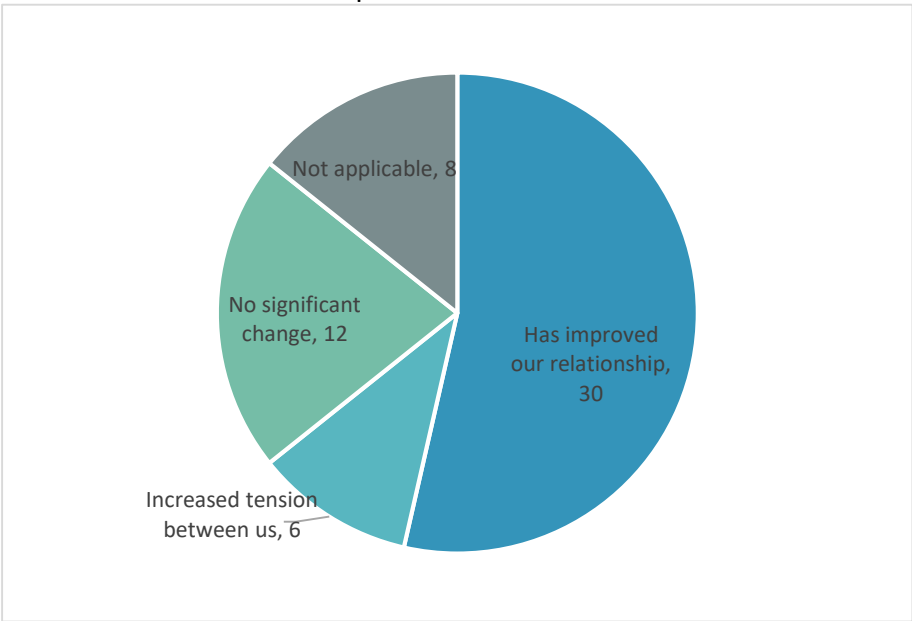
Category	English responses	Tamil responses	Total
Through some addiction/habit	1	1	2
Talking to friends	14	11	25
Talking to your wife/partner	11	16	27
Throwing things around	1	0	1
Shouting at children	1	1	2
Beating children	0	1	1
Fighting with wife/ partner	1	3	4
Beating wife/ partner	0	0	0
Total responses	19	25	44

RELATIONSHIP MATTERS

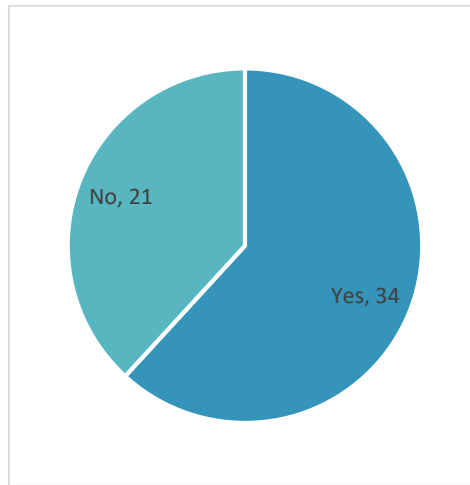
31. In general, how is your relationship with your wife/
partner?



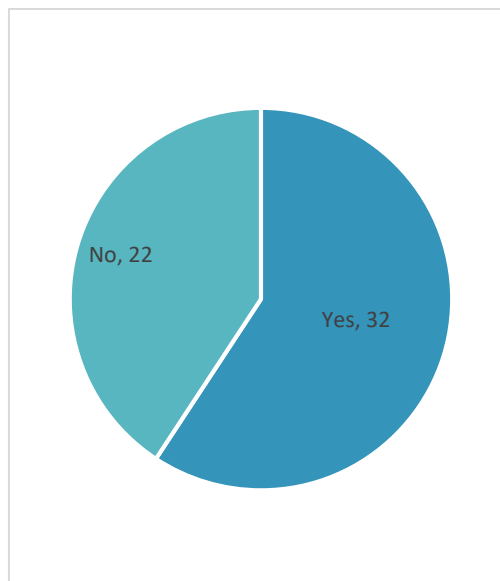
32. In your opinion, how has being together all the time
during the lockdown affected your relationship with your wife/
partner?



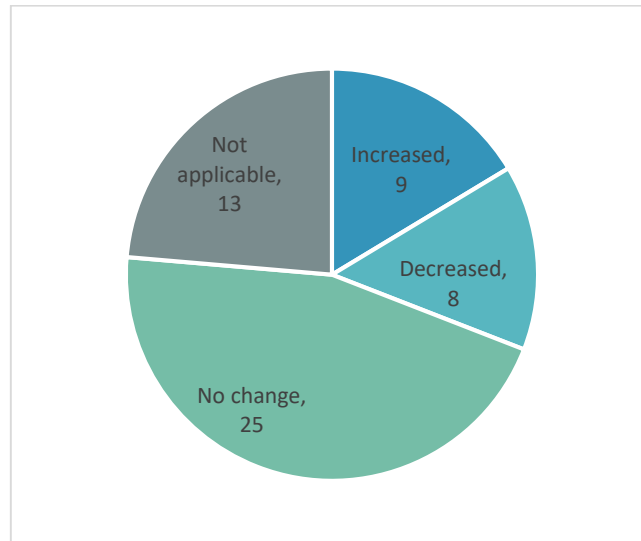
33. Is there sufficient privacy for physical intimacy in your home?



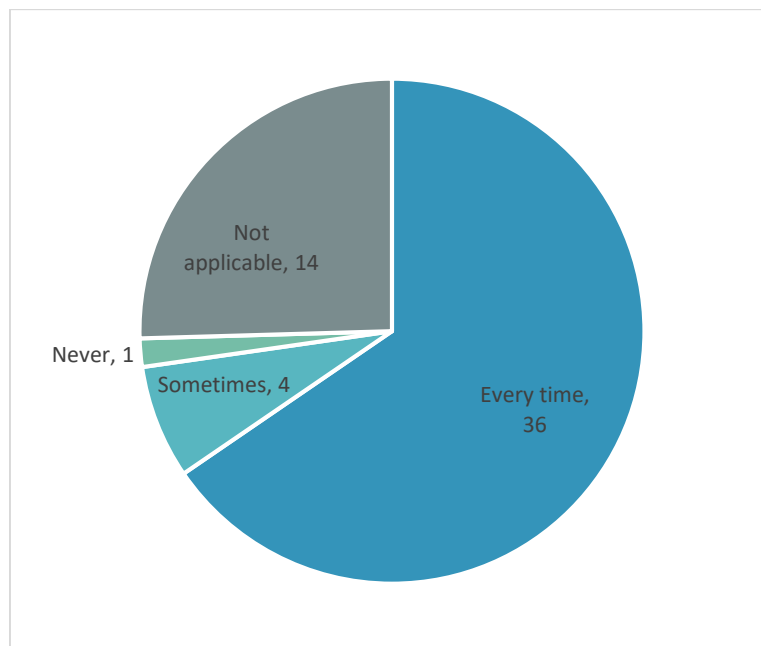
34. Have you had any privacy during the lockdown situation?



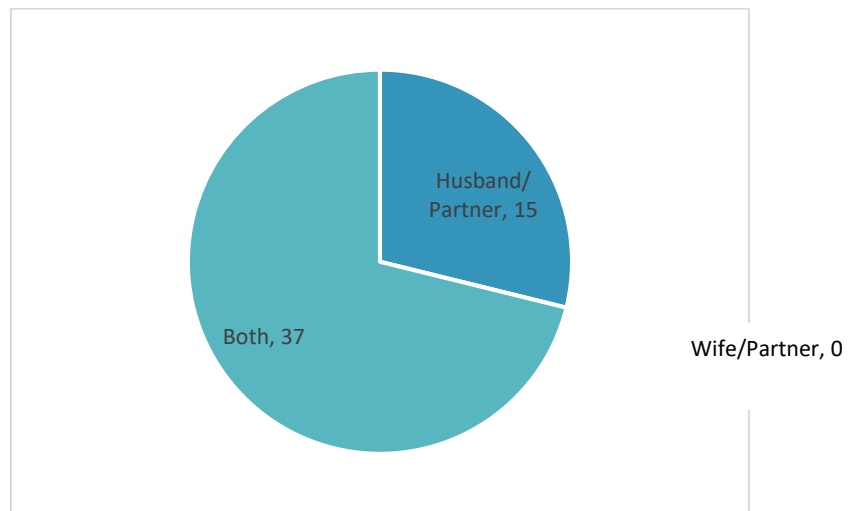
35. In your opinion, how has being constantly together affected physical intimacy?



36. In general, do you make sure of your wife/ partner's consent and willingness before physical intimacy?



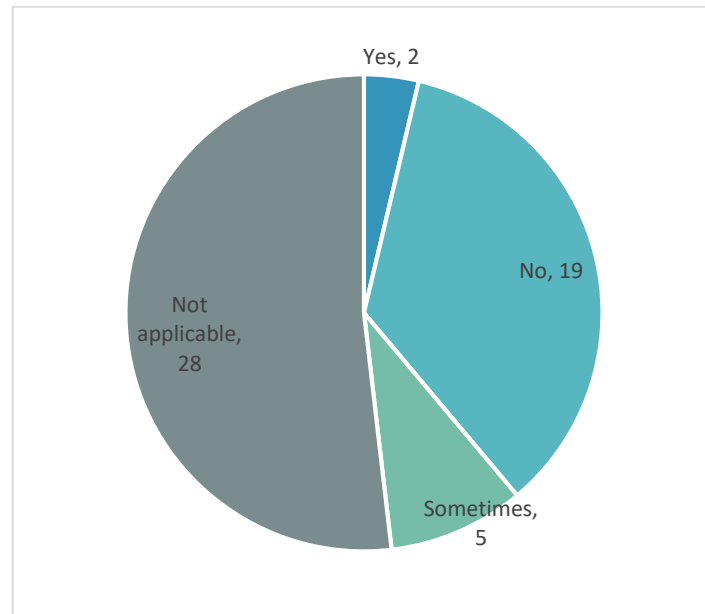
37. In your opinion, whose responsibility is it to use contraceptives or other methods to prevent unwanted pregnancy?



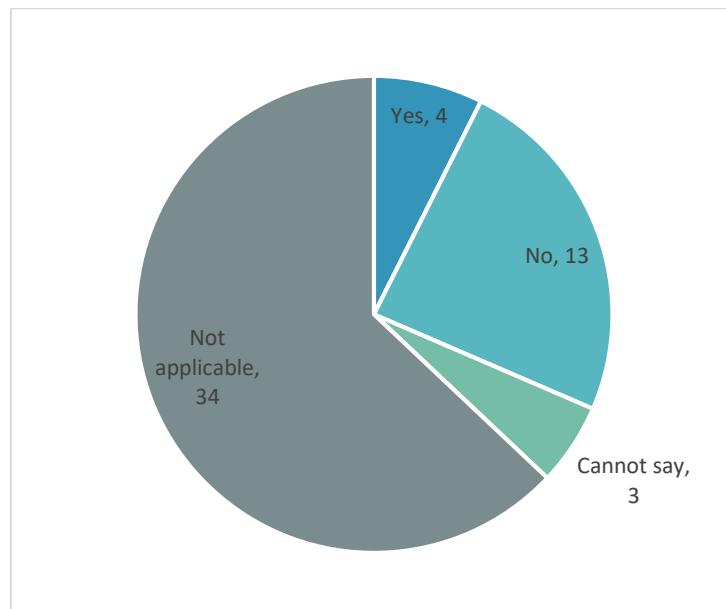
38. What do you do to prevent unwanted pregnancy?

Category	English responses	Tamil responses	Total
Use condom	10	9	19
Birth control pills	0	0	0
Injections	0	0	0
Not applicable	11	13	24
Other	0	7	7
Total responses	20	29	49

39. During the lockdown, in smaller houses, couples are not able to get physically intimate even if they are keen to do so. This often causes frustration and results in arguments, have you experienced a similar situation?



40. If your relationship is strained, would you be willing to undergo counselling?



NOTES

<http://www.prajnya.in>
prajnyatrust@gmail.com
Twitter: @prajnya
Instagram: @prajnyatrust
Facebook: @prajnyatrust
LinkedIn: <https://www.linkedin.com/in/prajnya-trust/>