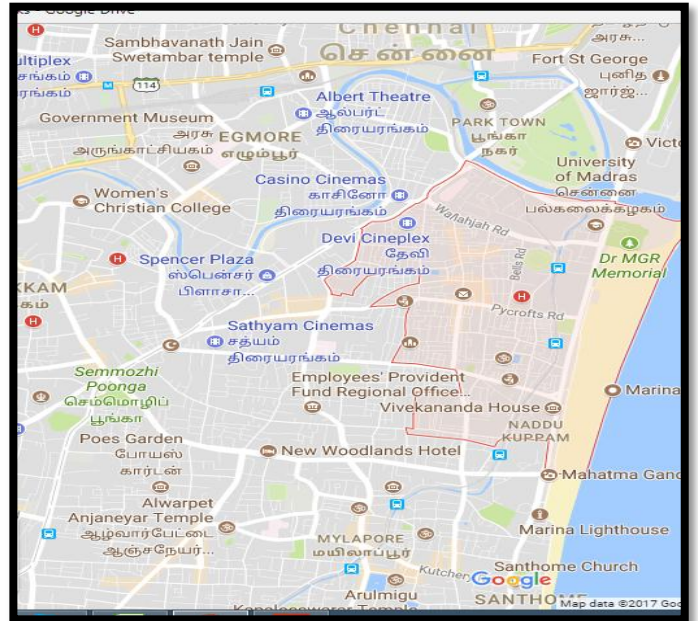
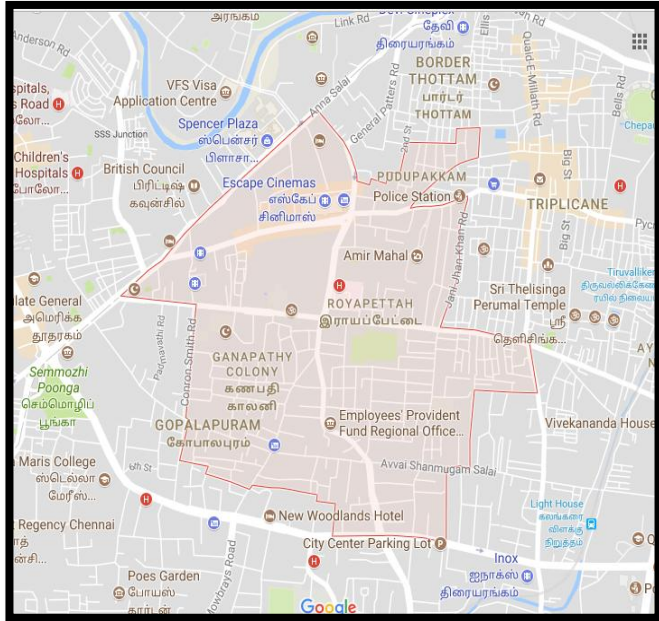


AUDIT ON SAFE WATER ACCESSIBILITY: **TRIPPLICANE & ROYAPETTAH**



Conducted by SHG Members of ROSHINI

A Prajnya Initiative: "Our City, Our Rights" A Citizen Awareness program

June 2018



S. NO	CONTENT	PAGE NO
1	Executive Summary	3 - 4
2	Introduction	4 - 5
3	Methodology	5 - 6
6	Observations of the Water Survey	6 - 11
7	Recommendations	12
8	Annexure I : Water Survey template	13 - 15

EXECUTIVE SUMMARY

"நமது நகரம், நமது உரிமை" ("Our City, Our Rights") is a citizenship awareness process designed for community women and girls. The multi-phase education and action project will be carried out in partnership with other organisations in the Chennai area.

This is the report from the 'Water' phase of the NNU process underway in partnership with Roshini, where Prajnya is working with the SHG members of Roshini. Five members conducted the Safety Audit in the areas of Triplicane and Royapettah.

They focussed the parameters such as

Water supply: Frequency of water supply; Fixed schedule of corporation water supply; Availability of water at the residence; Distance to avail water.

Drinking Water: Supply of drinking water by the corporation; Treating drinking water; Method of treatment of drinking water; Accessing drinking water.

Water of washing: Suitability of washing with the corporation water; Adequacy of water to fulfil all the needs; Accessability to well or bore well water; Purchase of water; Sources of water supply.

Quality of Water supply: Quality of water supplied (Colour, Degree of Hardness and Taste); Security while accessing water; Ways to access water.

Cost of Water: Amount spent of purchasing water per month

The main findings of this audit were:

1. In most of the streets, there is no pressure in the hand pump and no water and therefore it results in non availability of water.
2. Public boring pumps are under repair resulted in the lack of water supply.
3. Metro water supplied, majorly contaminated with sewage water. It could not be possibly use for even non drinking purposes of daily usage.

4. Metro water used to be sold for five rupees per pot (varies from street to street) which results in non affordability in order to access water.
5. Irregularity schedule of water supply results in nonconsistency of water supply.
6. Absence of water treatment before the water supply.

INTRODUCTION

Every citizen has the rights to their cities - it predominantly asserts their natural rights to claim Energy, Water, Sanitation, hygiene, transportation, recreation, safety etc. But the basic awareness to reclaim their rights as a citizen lacks among common people.

It is important to understand that they have all the rights to build, rebuild and make their locality safest and habitable. With the background of the terrible unsafe environment grown day by day in almost all the cities of India, it is important for women and girls know that they have all the rights to feel safe without restraining their mobility at any time. This awareness of their rights over their city inculcates them to take ownership of their cities and rights shaped into "Our City, Our Rights".

The objectives of the "Our City, Our Rights" are:

- Creating general awareness on the Civic rights and take ownership "Our City, Our Rights" among girls and women
- Getting them access to the information about the authorities whom they can approach to claim their basic rights towards the Safer and Habitable city.
- Undergoing the exercise of Audits and practical experiences expand the scope of processing their civil rights to civil governance.

Proposed Models (components) of the programmes as follow:

1. Safety > Sanitation > Transportation > Elections
2. Safety > Sanitation > Recreation > Elections

As a beginning, we planned to pilot the program with the support of the partner organization Roshni. To work with Safety component, series of Safety audits were conducted by the self help women of Roshni.

The multi-phase NNU process will cover the following civic issues: safety, water, sanitation, transportation, recreation and electoral democracy.

This report documents the findings of the third phase of our NNU partnership with the Self-Help Groups organised by Roshni. The focus of this phase was 'Water' and the action tool was the survey conducted among the households in the mentioned areas.

METHODOLOGY

The survey was conducted basically to ensure how safe and comfortable the women feel in using public spaces and to claim right to access the hygienic and safer sanitation facilities.

In the third phase of NNU with the Self-Help Groups at Roshni, a small group of five members conducted the door to door survey in Triplicane and Royapettah (listed below). They have taken minimum of five responses from the streets mentioned below.

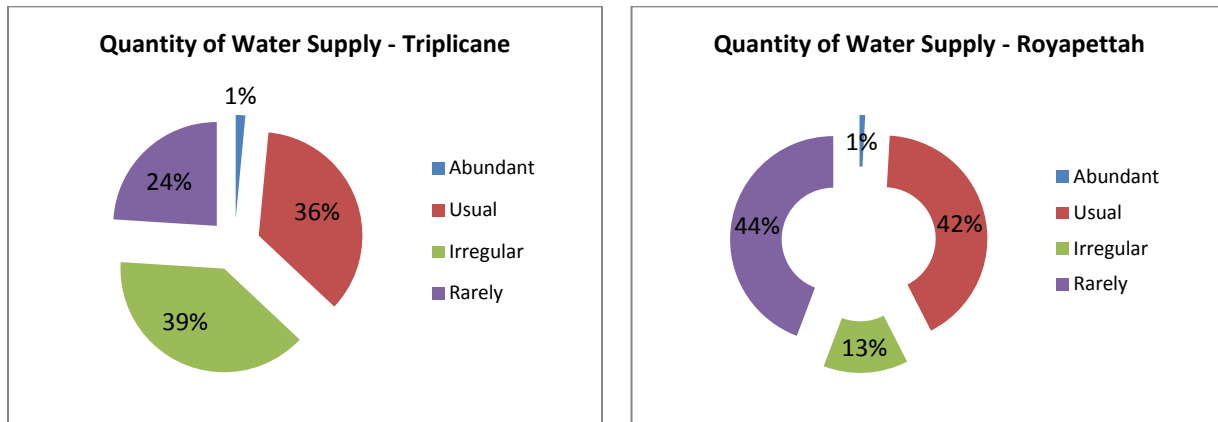
- **Areas audited in Triplicane** by Jaleela, Ramani and Vijayalakshmi:
Mallan Ponnappan street, Surappan street, Devaraj Mudali street, Hakim Makhdoom Ashraf Street, Quaid-e-Millath street, Ramasamy street, Thanappa street, Nesavalur street, Muzaffar Jang Bahadur street, Pallappan street, Jani John Khan street, Sheikh Dawood street, T.P. Koil street, Sundaramoorthy vinayagar koil street, Sengalvarayan street, Thandavarayan street, Ulagappan street, Sami Pillai street, Nagoji street, Singosari street, Theradi street, B.V. Naicken street, Dr. Besant road, Dr. Nammalvar road, Irusappa first and second street, Gajapathi first and second street, Ram Nagar Main Road, Munusamy Nagar, Kandappan street, Rajaji Nagar, Murugappa street, V.R. Pillai street, Narasimha lane, Ponnappan street, Periamalaiappan street
- **Areas audited in Royapettah** (28 streets), audited by Santhanalakshmi and Nainamma:
Jawahar Hussain Khan first to sixth street, Mohammed Hussain street, Muthiah first and second street, Saiva Muthiah street, Chellamal Thottam first and second

street, Thirunavukarasu street, Angamuthu street, Sharfudeen Garden street, Agathi Muthan street, Dr. Niyamathullah street, Subramaniya thoddam street, Kapoor first and second street.

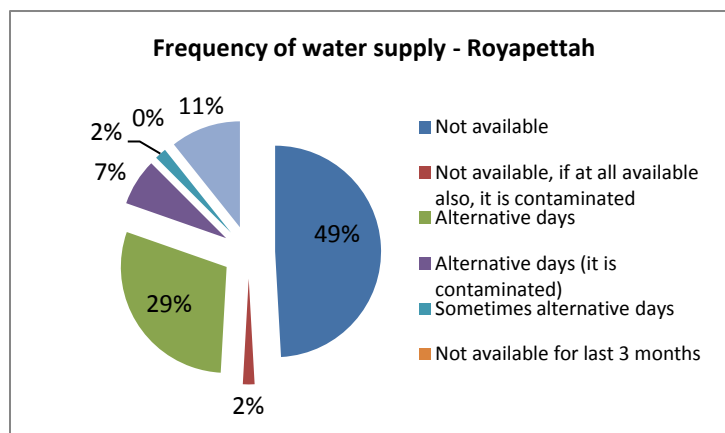
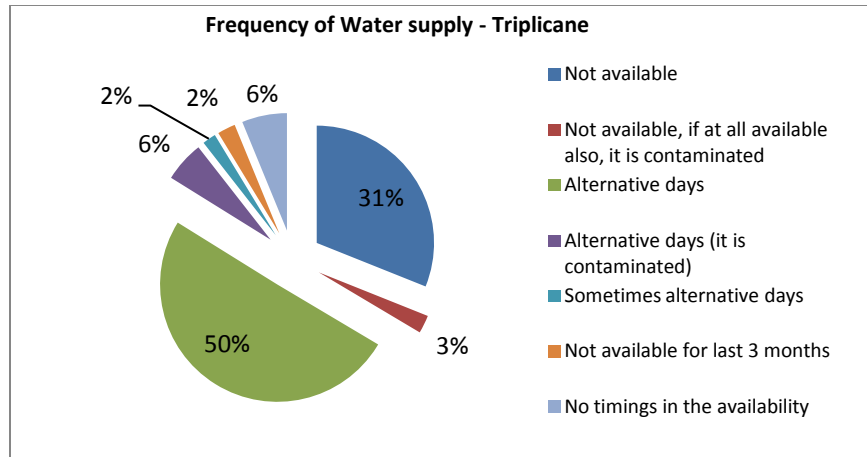
OBSERVATIONS OF THE WATER SURVEY

I. Overview of Water Supply:

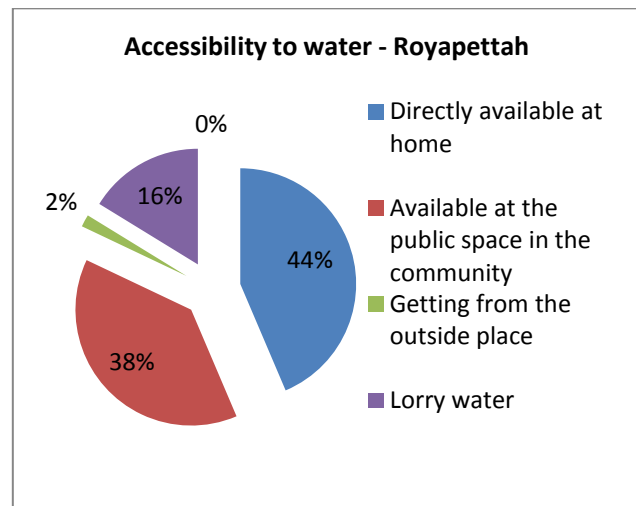
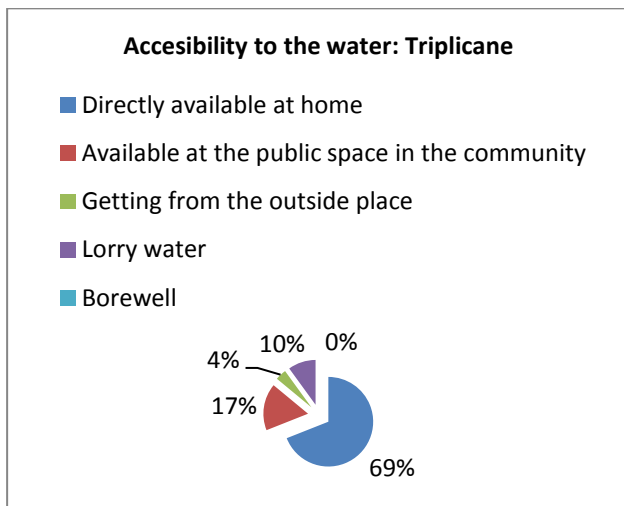
The Supply of Water to these area Triplicane and Royapettah reported very rarely and also irregular.



Regarding the following of schedule for water supply, higher percentage of the respondents from the Triplicane said that it was followed (55%) than in Royapettah (45%). There is no concurence in the data responding to the availability of water in both areas. In Triplicane, the majority of the respondents said that every alternative days, the water was supplied (50%); 31% of them were not very sure of the supply at the alternative days (sometimes it was alternative days). In Royapettah, the highest percentage (49%) of the respondents registered the non availability of water supply and 29% of them recorded that it was available alternative days.



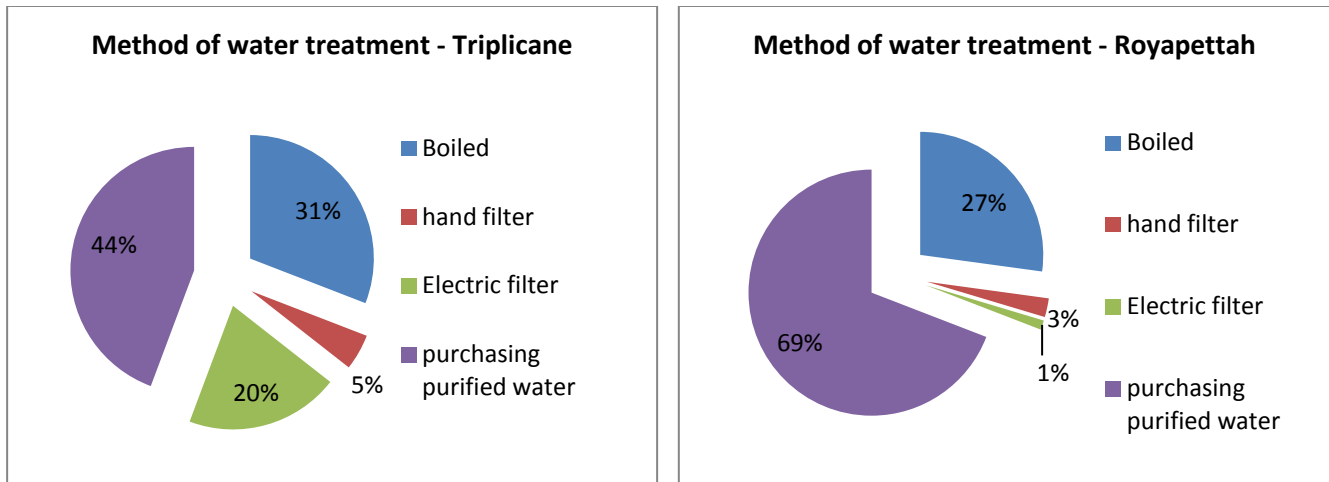
Majority of them in both areas have got the accessibility of water directly at home itself (Triplicane - 69%, Royapettah - 44%); the people who had no water accessed directly at home could get from the public space in the community and comparatively lesser population got water from public space in Triplicane (14%) than in Royapettah (38%).



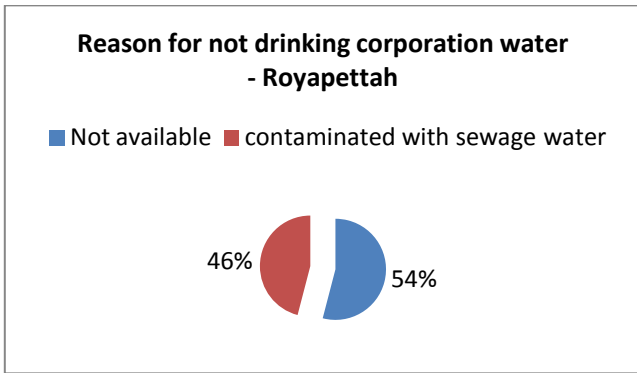
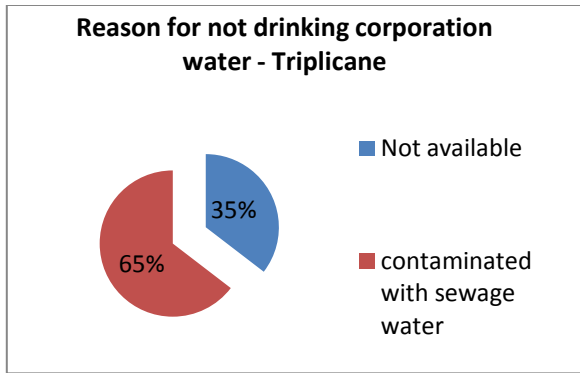
Out of the respondents who used to get water from the public space, less than fifty percentage of them accessed it at the shorter distance (44% in Triplicane and 49% in Royapettah).

II Drinking Water:

Majority of the respondents were not supplied with drinking water by the corporation and the data shows that the condition is similar in both areas (70% and 74% in Triplicane and Royapettah). When the question of treating the water before drinking was raised, the highest percentage of them were not doing that (74% in Triplicane and 88% in Royapettah). Among them, mostly they used to boil the water before they drinking (31% and 27% respectively in Triplicane and Royapettah). In Royapettah, sixty nine percentage of the respondents said that they purchase purified water for drinking.



When the reason for not drinking corporation water was analyzed, the majority of them in Triplicane responded that it was contaminated and not potable (65%) and at the same time, forty six percentage of them in Royapettah reported this. The interesting thing to note here is that mostly they could not drink corporation water because they did not get it (54%).



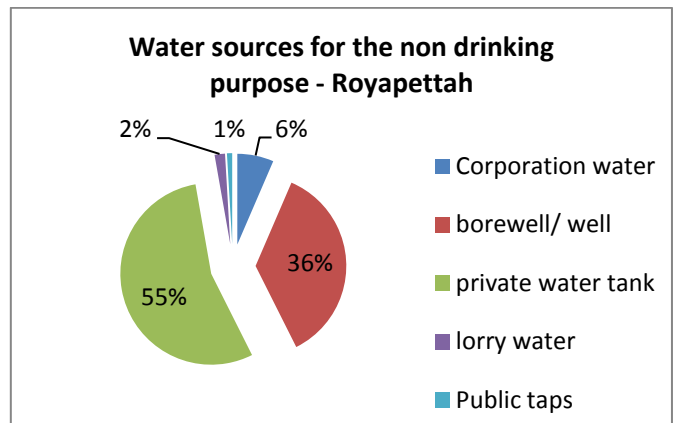
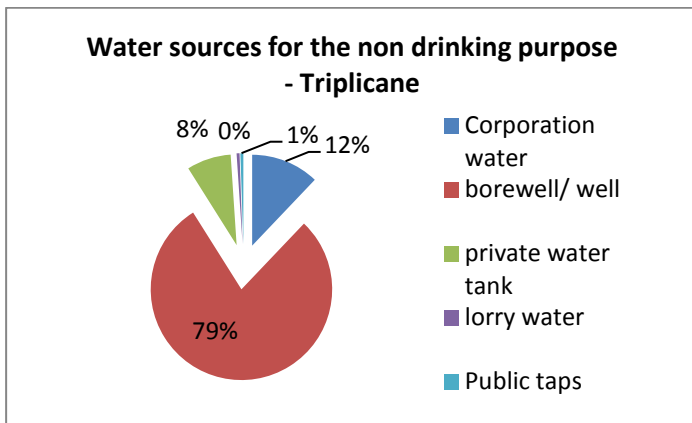
It is important to note from the data that people used to purchase water partly or fully to have the access to safe drinking water both in Triplicane (97%) and Royapettah (100%).

III Water for Washing

In both the areas, the larger number of respondents reported that they could not get the adequate water supplied from the corporation for the other household usages such as washing, cleaning, bathing etc (94% and 83% in Triplicane and Royapettah).

The interesting thing to observe that the eighty one percentage of respondents in Triplicane said to have access to the borewell or well water but the same percentage of them were not accessing the borwell or well water in Royapettah.

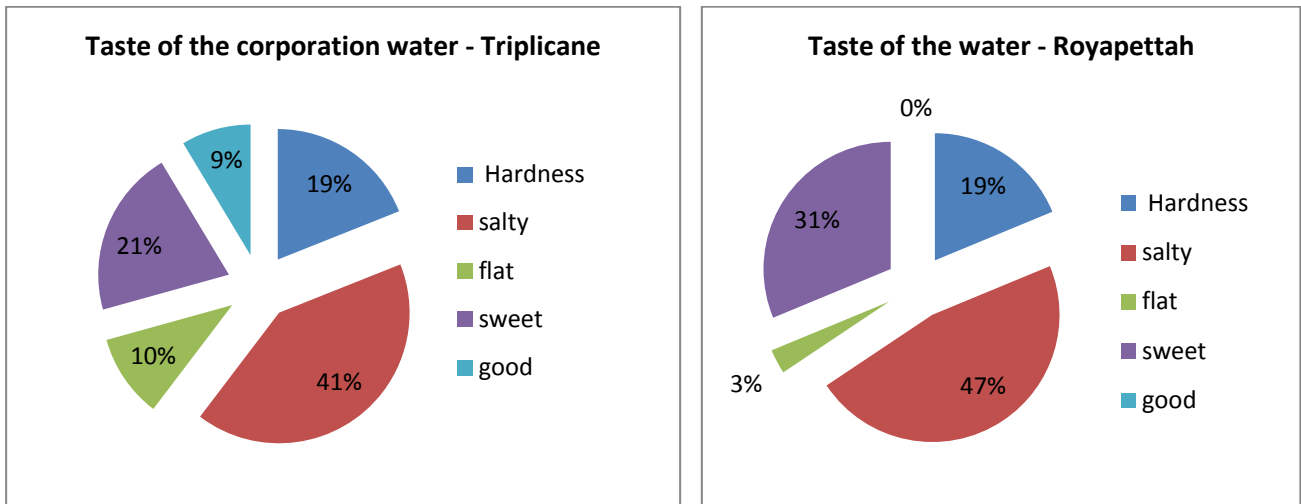
The sources of water to use for non drinking purposes could be bore well water, corporation water, water purchased through water tanker lorries and public taps.



The data reveals that the majority of them use borewell/well water for non drinking purpose in Triplicane (79%) but not in Royapettah. Instead of this, they were using water purchase from private water tanker in Royapettah (55%).

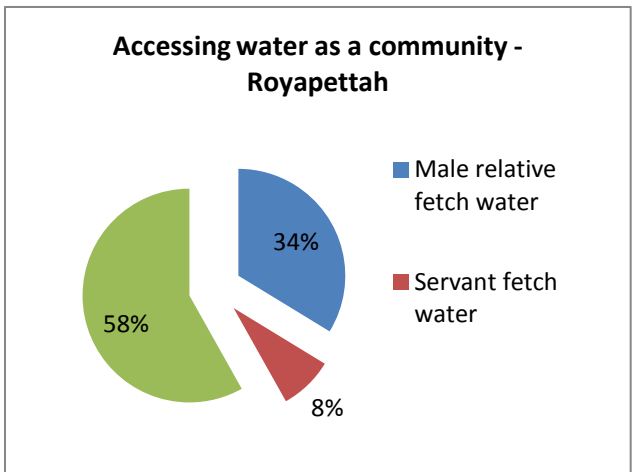
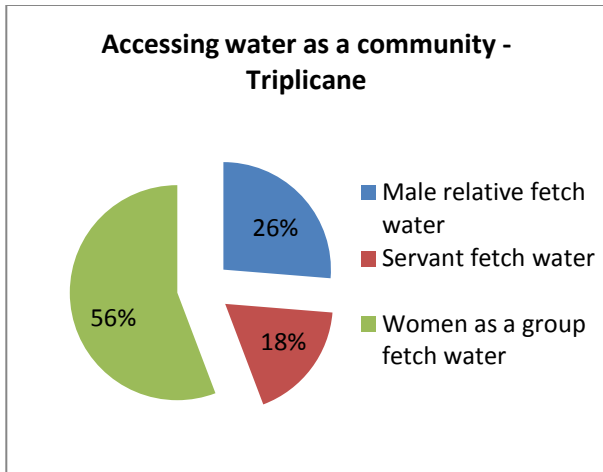
IV Quality of the corporation water

Above eighty percentage of the respondents from Triplicane (83%) and Royapettah (81%) noticed that the corporation water supplied to them was pale in colour and not clear. The data received to analyze the taste of the corporation water showed that above forty percentage of them rated that it was salty (41% and 47% in Triplicane and Royapettah).



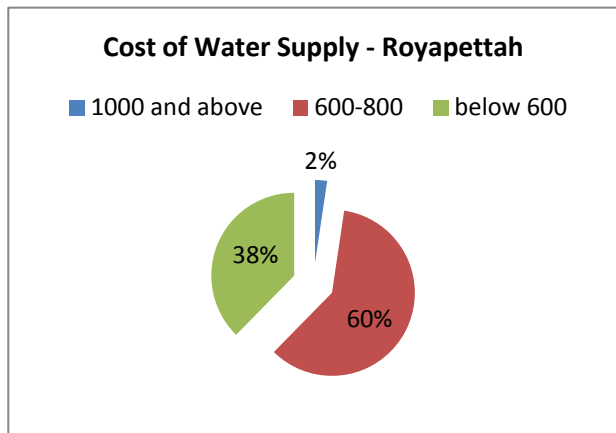
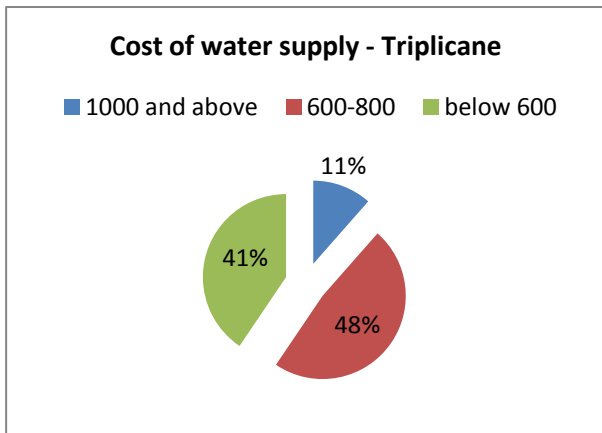
V Accessing water as a community

In both of the areas, most of them responded that they would not go alone to fetch water, if at all, they needed to go little far from their habitat. At the depth of the analysis, it is revealed that the women used to go as a group to fetch water from outside and shows positive tendency towards community living.



VI Cost of Water Supply

Above seventy percentage of the respondents in both areas used to purchase water either for drinking/non drinking purposes. On an average, majority of them spent Rs. 600-800 per month.



RECOMMENDATIONS

- The public hand water pumps are not in the working conditions and if they are getting repaired, the people will be really benefitted.
- Often the corporation water supplied would be contaminated with the sewage water. Many of the times, the water looked black with all the suspended contaminated matters in it.
- The contaminated water could not be used even for washing clothes. People use it for washing clothes along with the disinfectant liquids like dettol. The corporation can do the mindful supply of water and do the purification before supply.
- Scarcity of water because of irregular schedule of water supply is the major problem brought into focus. The schedule of regular supply of water will solve the water issues.
- The cost of even the metro water supplied (Rs. 5 per pot of water) make many of them non affordable, thereof losing the right to access water. The metro water should be supplied without demanding money in order to make everybody access to water.
- If at all, there are hand pumps on the streets working, it could not provide water because of the lack of pressure to push water from the ground. The proper checking of this could be the one of the ways to solve the water issue.

ANNEXURE I : 'Water' Survey template

Name:

Address:

Phone:

I. Overview

1. How would you describe water supply in your area?

- a) Abundant b) Regular c) Irregular d) Rare

2. Is there a fixed schedule for corporation water supply?

- a) Yes b) No c) I don't know

3. If yes, what is the schedule? Please describe.

4. Where is water supplied?

- a) Directly to your home
b) A common neighbourhood place
c) Another outside source
d) Other, describe:

5. If you have to travel to get water, how far do you have to travel?

II. Drinking water

1. Do you drink the water that is supplied by the corporation?

- a) Yes b) No

2. Do you treat the water before you drink it?

- a) Yes
- b) No

2.1.. If yes, how? Check all that apply.

- a) Boiling
- b) Manual Filter
- c) Electrical Filter
- d) Other, describe:

2.2. If no, why do you not drink corporation water?

3. How do you access drinking water?

- a) Buying a can
- b) Other, describe:

III. Water for washing

1. Is the corporation water suitable for washing?

- a) Yes
- b) No

2. Is it adequate for all your needs (bathing, toilet, cleaning)?

- a) Yes
- b) No

3. Do you have access to bore-well or well water?

- a) Yes
- b) No

4. Do you have to purchase water beyond the corporation supply?

- a) Yes
- b) No

5. Please name any other sources from which you get water for washing (non-drinking) use.

6. What would you say is the percentage of water supplied by each source?

- a) Corporation
- b) Bore-well/ Well
- c) Private tanker
- d) Other

IV. Quality of water supply

1. How does the corporation water look?

- a. Colour: Brown / Clear
- b. Hardness: Does soap lather easily?
- c. Taste: Salty / Flat / Sweet / Fine

2. If you have to go outside to get water, is it possible for you to go on your own?

- a) Yes
- b) No
- c) Depends

3. If you cannot go alone to fetch water, how do you manage?

- a) A male relative fetches water for me.
- b) Paid helpers fetch water for me.
- c) Women go in a group to fetch water.
- d) Other, describe:

V. Cost of water supply

Do you pay for water supply to your household?

Approximately how much per month: